

PRINTED CIRCUIT BOARD

Terminal Blocks

PCB接线端子



BRIEF

企业简介

INTRODUCTION

CHINA UTILITY ELECTRICAL CO., LTD. is a professional manufacturer of all kinds of Terminal blocks, Connectors, Nylon cable glands and Push buttons, which was founded in 1990. Through persistent research and development, we have grown into a leading manufacturer of this field. The main products have gained the certificates, such as VDE, UL, CE, CS, RoHS, ISO9001, CCC and CCS etc.

For UTL company, innovation is the base of developing and unique research system is the central competitive power. In recent years, we constantly increase the R&D investment, and now we are holding a first-class research center and an expert team included several senior engineers. We have also set up a mould process center and a product test center. Relying the advanced management mode, abundant technology strength, excellent process facility, first-class test equipment and skilled mould process technology, we are able to supply the high-quality products with reliable guarantee. we also accept OEM/ODM orders and special designs to serve the customer better. Under the instruction of serving excellent electronics manufacturers of the globe, we keep a good business relationship with many world-famous companies.

With the spirit of "Pursuing Excellence, Innovating for Quality", UTL always keeps the promise "All best service for all customers". UTL warmly welcome domestic and foreign customers to cooperate with us to make prosperous future.

尤提乐电气有限公司成立于 1990 年，是专业接线端子生产企业，是该行业里技术力量雄厚、成长迅速、极具规模化的企业。公司成立以来，在社会各界的关怀支持下，经公司全体同仁共同努力，二十多年来尤提乐取得了令人瞩目的成绩，从销售业绩到企业形象均得到了客户及业界同行的认可，并取得了可喜的品牌效应。


公司一贯坚持“以人为本，以市场为导向”的经营理念，在产品标准方面，尤提乐潜心研究了 IEC、UL、CSA、GB、CE、CCC 等国内外相关标准，并按照这些标准自行编制了更为严格的企业标准，从产品的开发、模具的设计、原材料的采购、金属零部件的制作、塑料配件的成型，到成品组装以及品质检测、包装发货等，每个环节均由专业的人员按照相应的标准层层把关，以生产适销对路、应用于全球范围内工业自动化领域的产品为己任，积极追随、引进、借鉴国际知名品牌产品的技术，科技创新，锐意进取。目前公司生产的数十个系列，上千个规格的产品，为客户选型提供了丰富的产品保障。公司通过了德国莱茵 TUV ISO9001 质量管理体系及 ISO14001 环境体系认证，绝大部分产品通过了 UL、CUL、CCC、CE 认证，部分产品通过了 TUV、VDE 认证，所有产品均符合 RoHS 环保要求。

产品主要销往法国、俄罗斯、巴西、东南亚、香港和台湾等地区，作为一家以外销为主（出口 65%）的民营独资企业，尤提乐置身于国际市场，直接感受市场气息，当面倾听客户需求，不断提升产品设计、生产、经营、管理过程中的技术含量，对生产作业的全过程实施科学的管理。近年来“尤提乐”名声遍及大江南北，“尤提乐”的经营理念发挥得淋漓尽致、深得人心，“尤提乐”的服务颇得广大客户赞赏。“腾飞的尤提乐，骄傲的尤提乐人”，尤提乐人正是凭借先进的管理模式、雄厚的技术实力、完善的工艺制程、一流的检测设备和精湛的模具加工技术，以生产高出性价比的产品为前提，凭借卓越的销售团队、周密的销售网络、专业化的服务，赢得了开拓市场新篇章的今天。☺

应用广泛 经验丰富

Widely applied
Extensive experience





ADHERE TO THE QUALITY PERFECT DETAILS

High quality is the guarantee to win the market, and effective modern management and quality system is the premise of supporting high-quality, strive to break the spirit of innovation as a constant driving force and the pursuit of exquisite quality, Company introduced a total quality management

高品质是赢得市场的保证，而有效的现代化管理和质量体系是支撑高品质的前提，力求突破创新的精神，作为不断向前的动力和追求精湛质量，公司推行全面质量管理。

坚持品质 完美细节

一直以来

坚持质量就是生命的经营理念

始终印证着我们发展的每一个脚步

我们因此赢得的不仅是全部信赖的目光

更是坚定着我们进取的决心与信心

As always all the time

We hold the concept that quality is life

It is proving each step of our development

What we have achieved is not only the trust

But also our determination and confidence of keeping going.




PEOPLE
-ORIENTED

**TECHNOLOGY
INNOVATION**

以人为本，科技创新

坚持以人为本的理念
在生产发展过程中
注重员工的知识水平和业务能力
有计划有组织地开展各项培训工作
不断地提高学习和创造能力
以科技为发展的动力
在原有的基础上
致力于各项产品的研发和创新





CONTENT

目录

欧式接线端子MU系列——螺钉类	03
European terminal block MU series——Screw Type	
欧式接线端子MU系列——凸轮类	16
European terminal block MU series——Cam Type	
欧式接线端子MU系列——护线类	19
European terminal block MU series——Wire protect Type	
欧式接线端子MU系列——弹簧类	22
European terminal block MU series——Spring Type	
插拔式接线端子——插头MA系列	29
Plug-in Terminal Block——Plug MA Series	
插拔式接线端子——插座MB系列	49
Plug-in Terminal Block——Plug Base MB Series	
插拔式接线端子——排针式插头MAP系列	62
Plug-in Terminal Block——Pin Leader Plug MAP Series	
插拔式接线端子——排针式插座MBP系列	64
Plug-in Terminal Block——Pin Leader Plug Base MBP Series	
美式接线端子BU系列	69
U.S. Type Terminal Block BU Series	

PRINTED CIRCUIT BOARD TERMINAL BLOCKS

PCB 接线端子

MU 系列



作为印刷电路板 (PCB) 电流、信号输入和输出的重要连接接口，是欧式接线端子中结构种类最多、应用最为广泛的一类接线端子，主要应用于工业控制、通讯、电源、安防、监控等行业。UTL 公司根据产品接线结构特点将产品分类升降筒式、凸轮式、护线式和弹簧式四种类型。该系列产品可采用其自身的拼接槽（拼接孔）结构将 2 孔、3 孔产品拼接组合成常用的 2 孔至 24 孔或者更多孔位数量规格，以满足不同接线数量要求（部分产品采用一体式无拼接结构）。

MU Series

MU model is an important connector of the input and output of PCB electric current and signal. It is a kind of terminal with the most structures, types and the widest applications among all the European-style terminal blocks. It is mainly used in some industries such as industrial control, communication, electric power, security and protection, and monitoring. According to the product and wire connecting structure characteristics, UTL divides this model into 4 types including lifting cylinder type, cam type, wire-protecting type and spring type. Through combining its own connecting grooves (connecting holes) with other 2-hole or 3-hole products, the specifications ranging from 2 holes to 24 holes or even more holes can be reached so as to meet the requirements of different wire connecting quantity (part of products apply the one-piece-no-connecting structure).


无螺丝，弹簧式连接，操作效率高

Screw free, spring type connection, high operating efficiency



单层连接、双层连接、三层连接

single layer connection,two layers connection,three layers connection.




笼式弹簧连接、方便、快捷、防震效果好

Cage clamp connection, convenient, fast,
good shockproof effect



Printed Circuit Board Terminal Block—European Terminal Block MU Series

PCB印刷电路板端子-欧式接线端子MU系列



概述

欧式接线端子(MU Series)是可焊接到印制线路板(PCB板)应用最广泛的产品之一,升降连接原理螺钉的相对位置不动,靠螺钉的转动提升压线方块将导线压紧。

特点

- 接触压力高,连接可靠;
- 螺钉自锁,抗振动,免维护;
- 螺钉防掉;
- 导线无须预处理;
- 防手指触摸;
- 良好的气密连接;

MU系列采用牢固的拼接槽,以02-03为基本单元,可提供02-24之间的任意位数的组合;部分产品采用一体化结构设计,可以提供2-24位的任意位数的整体组合。

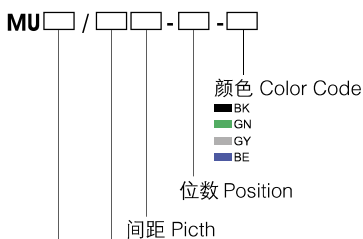
Application

European terminal block is one of the most widely used product which can be soldered to the printed circuit board when screw tighten, the connecting wire will be fixed on terminal block.

Advantage

High contact pressure, reliable connection. Screw retention, shake proof. Connection positions: 2 to 24 (Assembly by 2 positions part and 3 positions part)


产品命名 Naming System



进线方向 Wire Direction

- H: 导线平行于 PCB
- H2L: 导线平行于 PCB, 双层
- H3L: 导线平行于 PCB, 三层
- HM: 导线平行于 PCB, 微型
- HM2L: 导线平行于 PCB, 微型双层
- HB: 导线平行于 PCB, 大型
- V: 导线垂直于 PCB
- VM: 导线垂直于 PCB, 微型
- VR: 导线垂直于 PCB, 引脚底部伸出
- A: 导线与 PCB 成 135°
- AS: 导线与 PCB 成 135°, 带测试孔
- HS: 导线与 PCB 平行, 带测试孔

连接容量 Connect capacity



型号 Model

间距 Pitch

认证 Approval

UL 数据 UL Technical Data

电压	Nom.Voltage	(V)
电流	Nom.Current	(A)
连接线径	Wire Size	(AWG)

IEC数据 IEC Technical Data

材料组别	Material Group
过电类型	Surge Voltage Category
污染等级	Contamination Calass
额定电压	Rated Voltage (V)
冲击电压	Rated Surge Voltage (KV)
电流/导线	Current(A)/ Cross Section

连接容量 Connection Capacity

单股导线	Solid	(mm ²)
多股导线	Strand	(mm ²)
美规导线	Wire Sizes	(AWG)
额定扭力	Torque	(N*m)
剥线长度	Stripping Length	(mm ²)

材料 Material

绝缘材料	Insulation Material
阻燃等级	Inflammability Class (UL94)
导电压片	Contact
螺钉	Screw
使用温度	Operation Temperature (°C)

位数 No.of Position

产品状态 Product Status

外形图 Dimension

开孔图 PCB Layout

MU0.5H2.54

2.54mm

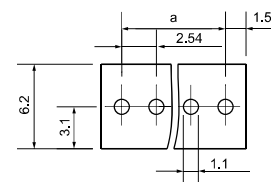
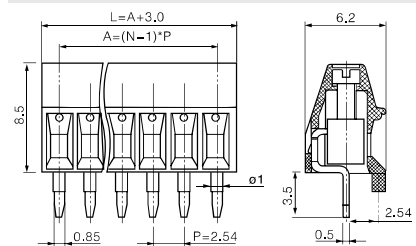



B	C	D
125		
6		
30-20		
	I	
III	III	II
3	2	2
63	160	400
1.5	1.5	2.5

	6/0.5
	0.14-0.5
	0.14-0.5
	30-20
	0.12-0.15
	4.5

	PA
	V0
	黄铜 / Brass
	M1.6 钢 / M1.6 Steel
	-40°C~+105°C

型号 Model
2 MU0.5H2.54/2-GN
3 MU0.5H2.54/3-GN
...
24 MU0.5H2.54/24-GN





MU1.0H3.5(3.81)

3.50mm(3.81mm)



B	C	D
300		
10		
30-16		

I		
III	III	II
3	2	2
160	320	400
2.5	2.5	2.5

13.5/1.0

0.14-1.5

0.14-1

30-16

0.22-0.25

5

PA

V0

黄铜 / Brass

M2 钢 / M2 Steel

-40°C~+105°C

型号 Model

2 MU1.0H3.5(3.81)/2-GN

3 MU1.0H3.5(3.81)/3-GN

... ..

16 MU1.0H3.5(3.81)/16-GN

MU1.0H2L3.5

3.50mm



B	C	D
300		
10		
30-16		

I		
III	III	II
3	2	2
160	320	400
2.5	2.5	2.5

13.5/1

0.14-1.5

0.14-1

30-16

0.22-0.25

5

PA

V0

黄铜 / Brass

M2 钢 / M2 Steel

-40°C~+105°C

型号 Model

2 MU1.0H2L3.5/2-GN

3 MU1.0H2L3.5/3-GN

... ..

24 MU1.0H2L3.5/24-GN

MU1.5H3.5(3.81)

3.50(3.81)mm



B	C	D
300		
15		
30-14		

I		
III	III	II
3	2	2
200	320	500
4	4	4

17.5/1.5

0.14-1.5

0.14-1.5

30-14

0.22-0.25

5

PA

V0

黄铜 / Brass

M2 钢 / M2 Steel

-40°C~+105°C

型号 Model

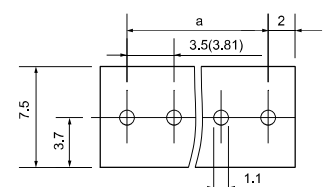
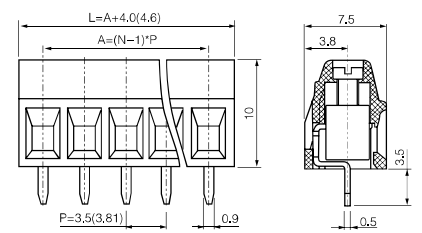
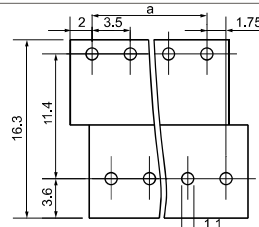
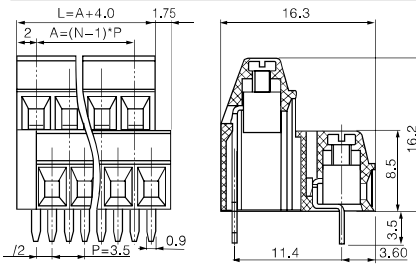
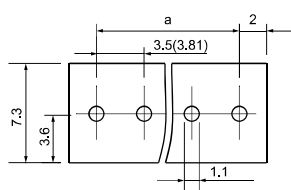
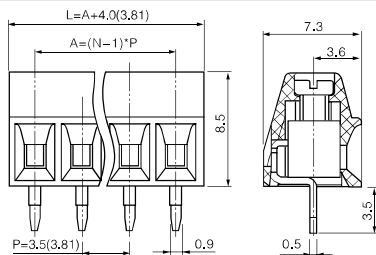
2 MU1.5H3.5(3.81)/2-GN

3 MU1.5H3.5(3.81)/3-GN

... ..

22 MU1.5H3.5(3.81)/22-GN

MU1.5H3.5 开发中



Printed Circuit Board Terminal Block—European Terminal Block MU Series

PCB印刷电路板端子-欧式接线端子MU系列



型号 Model

间距 Pitch

认证 Approval

UL 数据 UL Technical Data

电压 Nom.Voltage	(V)	300
电流 Nom.Current	(A)	15
连接线径 Wire Size	(AWG)	30-14

IEC数据 IEC Technical Data

材料组别 Material Group	I	
过电类型 Surge Voltage Category	III	
污染等级 Contamination Calass	3	
额定电压 Rated Voltage	(V)	250
冲击电压 Rated Surge Voltage	(KV)	4
电流/导线 Current(A)/ Cross Section	17.5/1.5	

连接容量 Connection Capacity

单股导线 Solid	(mm)	0.14-2.5
多股导线 Strand	(mm ²)	0.14-1.5
美规导线 Wire Sizes	(AWG)	26(30)-14
额定扭力 Torque	(N*m)	0.5-0.6
剥线长度 Stripping Length	(mm ²)	7

材料 Material

绝缘材料 Insulation Material	PA	
阻燃等级 Inflammability Class	(UL94)	V0
导电压片 Contact	黄铜 / Brass	
螺钉 Screw	M3 钢 / M3 Steel	
使用温度 Operation Temperature	(°C)	-40°C~+105°C

位数 No.of Position

2	MU1.5H5.0(5.08)/2-GN
3	MU1.5H5.0(5.08)/3-GN

产品状态 Product Status

外形图 Dimension

MU1.5H5.0(5.08)

5.00mm(5.08mm)

认证 Approval

UL 数据 UL Technical Data

B	C	D
300	15	30-14

IEC数据 IEC Technical Data

III	III	III
3	2	2
250	400(320)	630
4	4	4
17.5/1.5		

连接容量 Connection Capacity

0.14-2.5
0.14-1.5
26(30)-14
0.5-0.6
7

材料 Material

PA
V0
黄铜 / Brass
M3 钢 / M3 Steel
-40°C~+105°C

型号 Model

2	MU1.5H5.0(5.08)/2-GN
3	MU1.5H5.0(5.08)/3-GN

MU1.5HM5.0(5.08)

5.00mm(5.08mm)

认证 Approval

UL 数据 UL Technical Data

B	C	D
300	15	30-14

IEC数据 IEC Technical Data

III	III	III
3	2	2
250	320	630
4	4	4
17.5/1.5		

连接容量 Connection Capacity

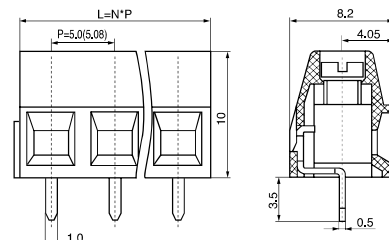
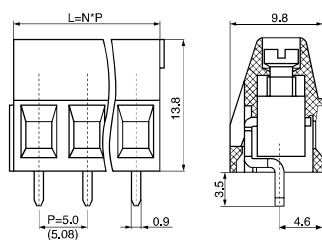
0.14-1.5
0.14-1.5
30-14
0.5-0.6
6

材料 Material

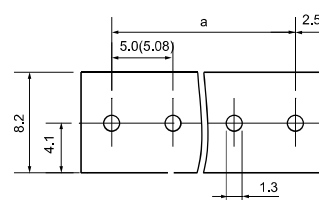
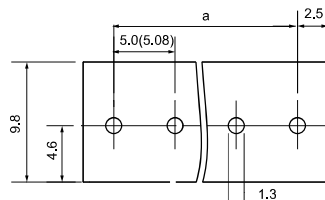
PA
V0
黄铜 / Brass
M3 钢 / M3 Steel
-40°C~+105°C


型号 Model

2	MU1.5HM5.0(5.08)/2-GN
3	MU1.5HM5.0(5.08)/3-GN



开孔图 PCB Layout





MU1.5V5.0

5.00mm



B	C	D
300		
15		
30-14		
	I	
III	III	III
3	2	2
250	320	630
4	4	4

17.5/1.5

0.14-2.5

0.14-1.5

30-14

0.5-0.6

8

PA

V0

黄铜 / Brass

M3 钢 / M3 Steel

-40°C~+105°C

型号 Model

2	MU1.5V5.0/2-GN
3	MU1.5V5.0/3-GN

MU1.5VR5.0

5.00mm



B	C	D
300		
15		
30-14		
	I	
III	III	III
3	2	2

0.14-2.5

0.14-1.5

30-14

0.5

7

PA

V0

黄铜 / Brass

M3 钢 / M3 Steel

-40°C~+105°C

MU1.5VR5.00mm(5.08)/2GN
MU1.5VR5.00mm(5.08)/3GN

MU1.5VR5.08

5.08mm



B	C	D
300		
15		
30-14		
	I	
III	III	III
3	2	2

0.14-2.5

0.14-1.5

30-14

0.5

7

PA

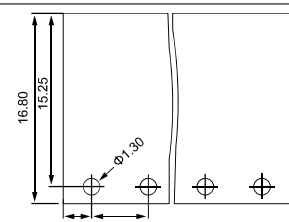
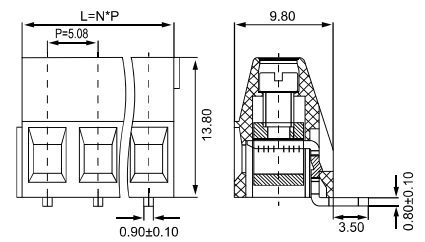
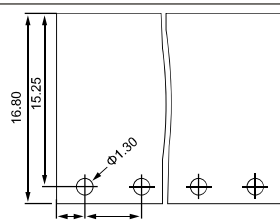
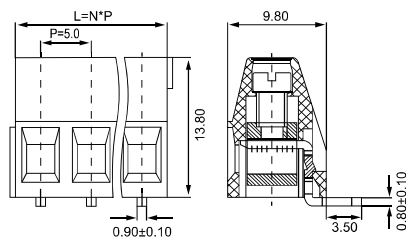
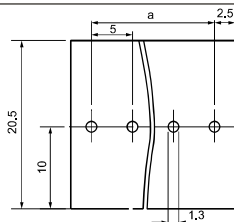
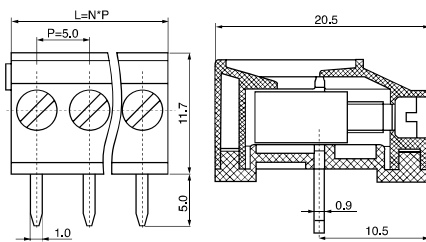
V0

黄铜 / Brass

M3 钢 / M3 Steel

-40°C~+105°C

MU1.5VR5.00mm(5.08)/2GN
MU1.5VR5.00mm(5.08)/3GN

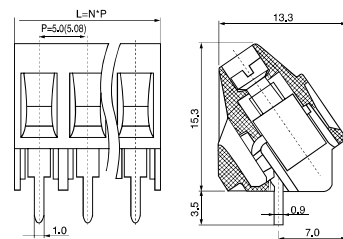
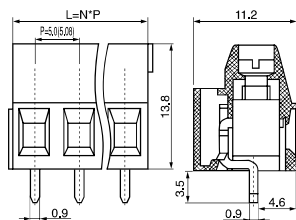


Printed Circuit Board Terminal Block—European Terminal Block MU Series

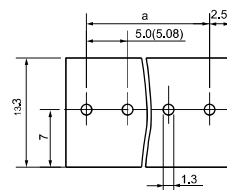
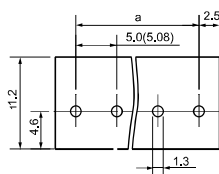
PCB印刷电路板端子-欧式接线端子MU系列




型号 Model	MU1.5HS5.0(5.08)	MU1.5AS5.0(5.08)
间距 Pitch	5.00mm(5.08mm)	5.00mm(5.08mm)
认证 Approval		
UL 数据 UL Technical Data		
电压 Nom.Voltage (V)	300	300
电流 Nom.Current (A)	15	15
连接线径 Wire Size (AWG)	30-14	30-14
IEC数据 IEC Technical Data		
材料组别 Material Group	I	I
过电类型 Surge Voltage Category	III III II	III III II
污染等级 Contamination Calass	3 2 2	3 2 2
额定电压 Rated Voltage (V)	250 320 630	250 320 630
冲击电压 Rated Surge Voltage (KV)	4 4 4	4 4 4
电流/导线 Current(A)/ Cross Section	17.5/1.5	17.5/1.5
连接容量 Connection Capacity		
单股导线 Solid (mm)	0.14-2.5	0.14-2.5
多股导线 Strand (mm ²)	0.14-1.5	0.14-1.5
美规导线 Wire Sizes (AWG)	30-14	30-14
额定扭力 Torque (N*m)	0.5-0.6	0.5-0.6
剥线长度 Stripping Length (mm ²)	7	7
材料 Material		
绝缘材料 Insulation Material	PA	PA
阻燃等级 Inflammability Class (UL94)	V0	V0
导电压片 Contact	黄铜 / Brass	黄铜 / Brass
螺钉 Screw	M3 钢 / M3 Steel	M3 钢 / M3 Steel
使用温度 Operation Temperature (°C)	-40°C~+105°C	-40°C~+105°C
位数 No.of Position	型号 Model	型号 Model
2	MU1.5HS5.0(5.08)/2-GN	MU1.5AS5.0(5.08)/2-GN
3	MU1.5HS5.0/3-GN	MU1.5AS5.0(5.08)/3-GN
产品状态 Product Status		
外形图 Dimension		



开孔图 PCB Layout





MU1.5VR7.62

7.62mm



B	C	D
300		
15		
30-14		

I		
III	III	III
3	2	2

500	630	1000
6	6	6

17.5/1.5

0.14-2.5
0.14-1.5
30-14
0.5
7

PA
V0

黄铜 / Brass

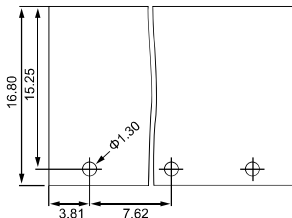
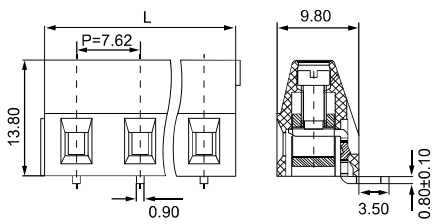
M3 钢 / M3 Steel

-40°C~+105°C

型号 Model

MU1.5VR7.62/2-GN

MU1.5VR7.62/3-GN



MU1.5H7.62

7.62mm



B	C	D
300		
15		
30-14		

I		
III	III	III
3	2	2

500	630	1000
6	6	6

17.5/1.5

0.14-1.5
0.14-1.5
30-14
0.5-0.6
6.5

PA
V0

黄铜 / Brass

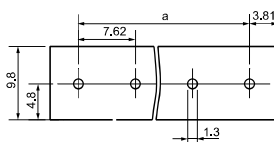
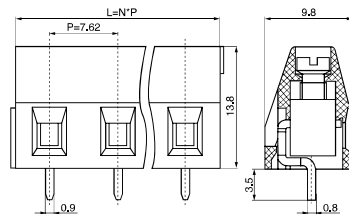
M3 钢 / M3 Steel

-40°C~+105°C

型号 Model

MU1.5H7.62/2-GN

MU1.5H7.62/3-GN



MU1.5HM7.62

7.62mm



B	C	D
300		
15		
30-14		

I		
III	III	III
3	2	2

500	630	1000
6	6	6

17.5/1.5

0.14-1.5
0.14-1.5
32-14
0.5-0.6
6

PA
V0

黄铜 / Brass

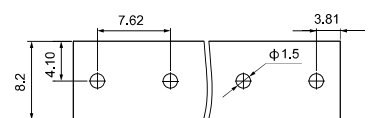
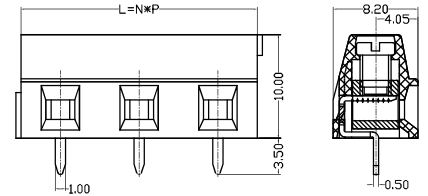
M3 钢 / M3 Steel

-40°C~+105°C

型号 Model

MU1.5HM7.62/2-GN

MU1.5HM7.62/3-GN



Printed Circuit Board Terminal Block—European Terminal Block MU Series

PCB印刷电路板端子-欧式接线端子MU系列



型号 Model

间距 Pitch

认证 Approval

UL 数据 UL Technical Data

电压 Nom.Voltage	(V)
电流 Nom.Current	(A)
连接线径 Wire Size	(AWG)

IEC数据 IEC Technical Data

材料组别 Material Group	I
过电类型 Surge Voltage Category	III
污染等级 Contamination Class	3
额定电压 Rated Voltage	(V)
冲击电压 Rated Surge Voltage	(KV)
电流/导线 Current(A)/ Cross Section	17.5/1.5

连接容量 Connection Capacity

单股导线 Solid	(mm)
多股导线 Strand	(mm ²)
美规导线 Wire Sizes	(AWG)
额定扭力 Torque	(N*m)
剥线长度 Stripping Length	(mm ²)

材料 Material

绝缘材料 Insulation Material	PA
阻燃等级 Inflammability Class	(UL94)
导电压片 Contact	黄铜 / Brass
螺钉 Screw	M3 钢 / M3 Steel
使用温度 Operation Temperature	(°C)

位数 No.of Position

2
3

产品状态 Product Status

外形图 Dimension

MU1.5HM2L5.0(5.08)

5.00mm(5.08mm)



B	C	D
300		
15		
30-14		

III	III	III
3	2	2
250	320	630
4	4	4
17.5/1.5		

0.14-1.5
0.14-1.5
32-14
0.5-0.6
6

PA
V0
黄铜 / Brass
M3 钢 / M3 Steel
-40°C~+105°C

型号 Model

MU1.5HM2L5.0(5.08)/2-GN
MU1.5HM2L5.0(5.08)/3-GN

MU1.5H2L5.0(5.08)

5.00mm(5.08mm)



B	C	D
300		
15		
30-14		

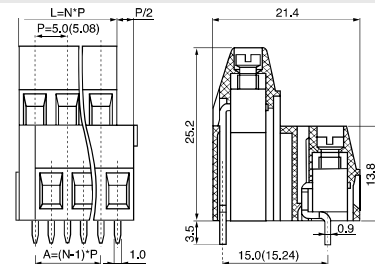
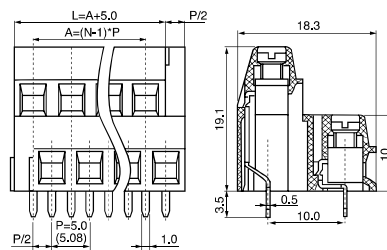
III	III	II
3	2	2
250	320	630
4	4	4
17.5/1.5		

0.14-2.5
0.14-1.5
30-14
0.5-0.6
7

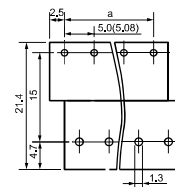
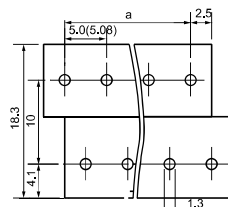
PA
V0
黄铜 / Brass
M3 钢 / M3 Steel
-40°C~+105°C

型号 Model

MU1.5H2L5.0(5.08)/2-GN
MU1.5H2L5.0(5.08)/3-GN



开孔图 PCB Layout





MU1.5H3L5.0(5.08)

5.00mm(5.08mm)



B	C	D
300		
15		
30-14		

I		
III	III	II
3	2	2
250	320	630
4	4	4

17.5/1.5

0.14-2.5

0.14-1.5

30-14

0.5-0.6

7

PA

V0

黄铜 / Brass


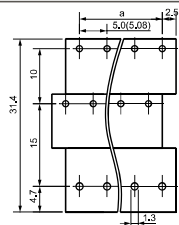
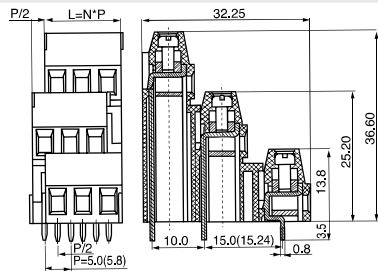
M3 钢 / M3 Steel

-40°C~+105°C

型号 Model

MU1.5H3L5.0(5.08)/2-GN

MU1.5H3L5.0(5.08)/3-GN



MU2.5H5.0(5.08)

5.00mm(5.08mm)



B	C	D
300		
20		
30-12		

I		
III	III	II
3	2	2
250	400	630
4	4	4

24/2.5

0.2-4

0.2-2.5

30-12

0.5-0.6

8

PA

V0

黄铜 / Brass

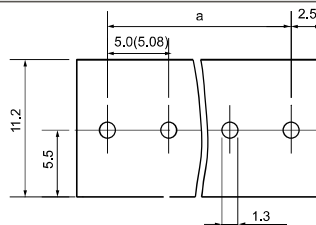
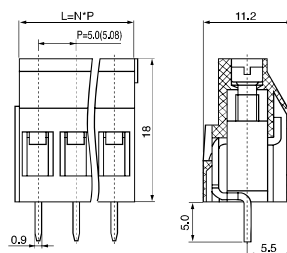
M3 钢 / M3 Steel

-40°C~+105°C

型号 Model

MU2.5H5.0(5.08)/2-GN

MU2.5H5.0(5.08)/3-GN



MU1.5HB5.0(5.08)

5.00mm(5.08mm)



B	C	D
300		
15		
30-14		

I		
III	III	II
3	2	2
250	400	630
4	4	4

24/2.5

0.2-4

0.2-2.5

30-12

0.5-0.6

7

PA

V0

黄铜 / Brass

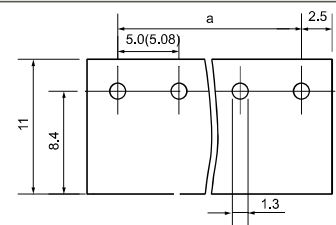
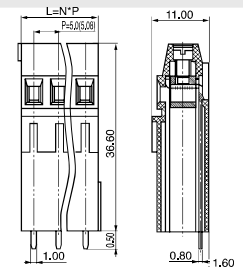
M3 钢 / M3 Steel

-40°C~+105°C

型号 Model

MU1.5HB5.0(5.08)/2-GN

MU1.5HB5.0(5.08)/3-GN

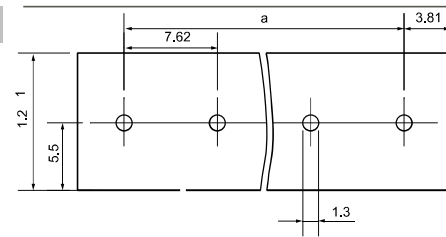
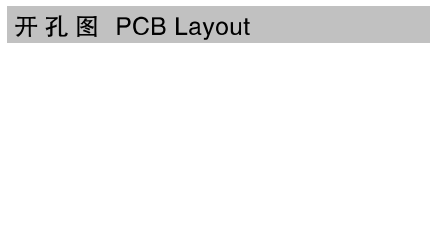
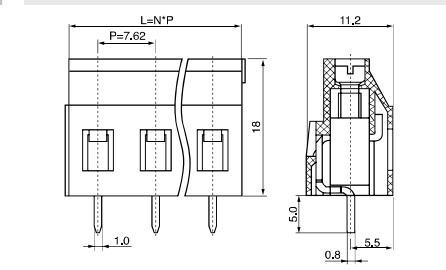




Printed Circuit Board Terminal Block—European Terminal Block MU Series

PCB印刷电路板端子-欧式接线端子MU系列



型号 Model	MU2.5H7.62			MU2.5VR5.0(5.08)		
间距 Pitch	7.62mm			5.00mm(5.08mm)		
认证 Approval						
UL 数据 UL Technical Data	B	C	D	B	C	D
电压 Nom.Voltage (V)	300		300	300		
电流 Nom.Current (A)	20		10	20		
连接线径 Wire Size (AWG)	30-12		30-12	30-12		
IEC数据 IEC Technical Data	I			I		
材料组别 Material Group	III			III		
过电类型 Surge Voltage Category	III	III	II	III	III	III
污染等级 Contamination Calass	3	2	2	3	2	2
额定电压 Rated Voltage (V)	500	630	1000	250	400	630
冲击电压 Rated Surge Voltage (KV)	6	6	6	4	4	4
电流/导线 Current(A)/ Cross Section	24/2.5			24/2.5		
连接容量 Connection Capacity	I			I		
单股导线 Solid (mm)	0.2-4			0.2-4.0		
多股导线 Strand (mm ²)	0.2-2.5			0.2-2.5		
美规导线 Wire Sizes (AWG)	24-12			30-12		
额定扭力 Torque (N*m)	0.5-0.6			0.5-0.6		
剥线长度 Stripping Length (mm ²)	7			7		
材料 Material	PA			PA		
绝缘材料 Insulation Material	V0			V0		
阻燃等级 Inflammability Class (UL94)	黄铜 / Brass			黄铜 / Brass		
导电压片 Contact	M3 钢 / M3 Steel			M3		
螺钉 Screw	-40°C~+105°C			-40°C~+105°C		
使用温度 Operation Temperature (°C)	型号 Model			型号 Model		
位数 No.of Position	MU2.5H7.62/2-GN			MU2.5VR5.0(5.08)/2-GN		
2	MU2.5H7.62/3-GN			MU2.5VR5.0(5.08)/3-GN		
3						
产品状态 Product Status						
外形图 Dimension						



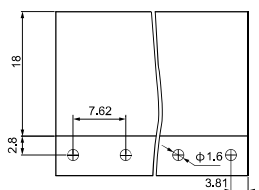
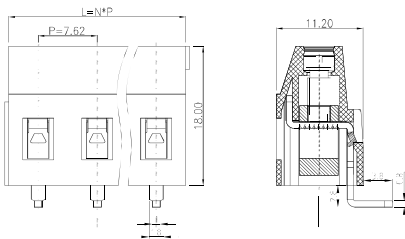


MU2.5VR7.62

7.62mm



B	C	D
300		
20		
30-12		
	I	
III	III	III
3	2	2
500	630	1000
6	6	6
	24/2.5	
	0.2-4	
	0.2-2.5	
	30-12	
	0.5-0.6	
	8	
	PA	
	V0	
	黄铜 / Brass	
	M3 钢 / M3 Steel	
	-40°C~+105°C	
	型号 Model	
	MU2.5VR7.62/2-GN	
	MU2.5VR7.62/2-GN	

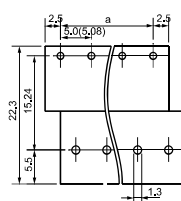
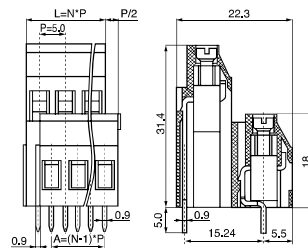


MU2.5H2L5.0(5.08)

5.00mm(5.08mm)



B	C	D
300		
20		
30-12		
	I	
III	III	III
3	2	2
250	320	630
4	4	4
	24/2.5	
	0.2-4	
	0.2-2.5	
	30-12	
	0.5-0.6	
	8	
	PA	
	V0	
	黄铜 / Brass	
	M3	
	-40°C~+105°C	
	型号 Model	
	MU2.5H2L5.0(5.08)/2-GN	
	MU2.5H2L5.0(5.08)/3-GN	



MU2.5H2L5.0 开发中

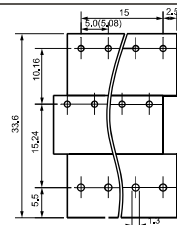
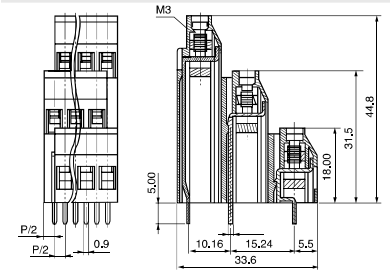


MU2.5H3L5.0(5.08)

5.00mm(5.08mm)



B	C	D
300		
20		
30-12		
	I	
III	III	II
3	2	2
250	400	630
4	4	4
	24/2.5	
	0.2-4	
	0.2-2.5	
	24-12	
	0.5-0.6	
	7	
	PA	
	V0	
	黄铜 / Brass	
	M3 钢 / M3 Steel	
	-40°C~+105°C	
	型号 Model	
	MU2.5H3L5.0(5.08)/2-GN	
	MU2.5H3L5.0(5.08)/3-GN	



MU2.5H3L5.0(5.08) 开发中

Printed Circuit Board Terminal Block—European Terminal Block MU Series

PCB印刷电路板端子-欧式接线端子MU系列



型号 Model

间距 Pitch

认证 Approval

UL 数据 UL Technical Data

电压 Nom.Voltage	(V)
电流 Nom.Current	(A)
连接线径 Wire Size	(AWG)

IEC数据 IEC Technical Data

材料组别 Material Group	I
过电类型 Surge Voltage Category	III
污染等级 Contamination Class	3
额定电压 Rated Voltage	(V)
冲击电压 Rated Surge Voltage	(KV)
电流/导线 Current(A)/ Cross Section	32/4

连接容量 Connection Capacity

单股导线 Solid	(mm)
多股导线 Strand	(mm ²)
美规导线 Wire Sizes	(AWG)
额定扭力 Torque	(N*m)
剥线长度 Stripping Length	(mm ²)

材料 Material

绝缘材料 Insulation Material	PA
阻燃等级 Inflammability Class	(UL94)
导电压片 Contact	黄铜 / Brass
螺钉 Screw	M3 钢 / M3 Steel
使用温度 Operation Temperature	(°C)

位数 No.of Position

2	MU4H6.35/2-GN
3	MU4H6.35/3-GN

产品状态 Product Status

外形图 Dimension

MU4H6.35

6.35mm



B C D

300

30

28-10

I

III III II

3 2 2

500 630 1000

6 6 6

32/4

0.2-6

0.2-4

28-10

0.5-0.6

8

PA

V0

黄铜 / Brass

M3 钢 / M3 Steel

-40°C~+105°C

型号 Model

MU4H6.35/2-GN

MU4H6.35/3-GN

MU4H7.62

7.62mm



B C D

300

30

28-10

I

III III II

3 2 2

500 630 1000

6 6 6

32/4

0.2-6

0.2-4

28-10

0.5-0.6

8

PA

V0

黄铜 / Brass

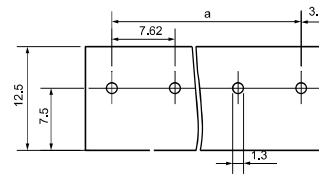
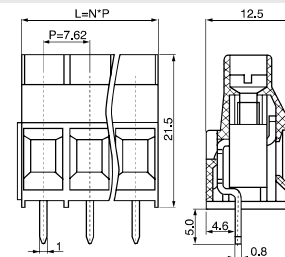
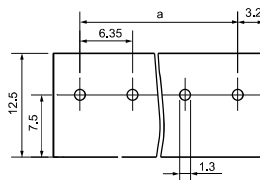
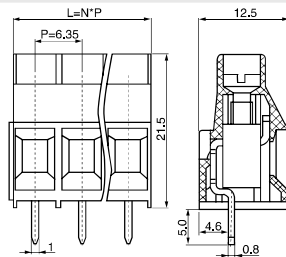
M3 钢 / M3 Steel

-40°C~+105°C

型号 Model

MU4H7.62/2-GN

MU4H7.62/3-GN

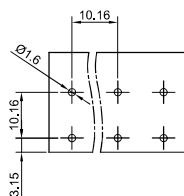
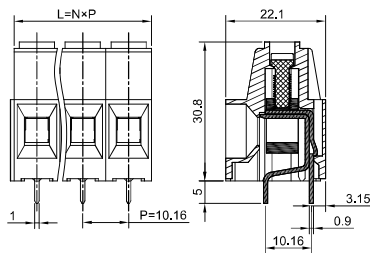


Printed Circuit Board Terminal Block—European Terminal Block MU Series

PCB印刷电路板端子-欧式接线端子MU系列




型 号 Model			
间 距 Pitch	10.16mm		
认 证 Approval	UL CE		
UL 数据 UL Technical Data			
电 压 Nom.Voltage (V)	300		
电 流 Nom.Current (A)	60		
连接线径 Wire Size (AWG)	20-6		
IEC数据 IEC Technical Data			
材料组别 Material Group	I		
过电类型 Surge Voltage Category	III	III	II
污染等级 Contamination Calass	3	2	2
额定电压 Rated Voltage (V)	690	1000	1000
冲击电压 Rated Surge Voltage (KV)	8	8	6
电流 / 导线 Current(A)/ Cross Section	57/10		
连接容量 Connection Capacity			
单股导线 Solid (mm)	0.5-16		
多股导线 Strand (mm ²)	0.5-10		
美规导线 Wire Sizes (AWG)	20-6		
额定扭力 Torque (N*m)	1.2-1.5		
剥线长度 Stripping Length (mm ²)	10		
材 料 Material			
绝缘材料 Insulation Material	PA		
阻燃等级 Inflammability Class (UL94)	V0		
导电压片 Contact	黄铜 / Brass		
螺 钉 Screw	M4 钢 / M4 Steel		
使用温度 Operation Temperature (°C)	-40°C~+105°C		
位 数 No.of Position			
2	MU16H10.16/2-GN		
3	MU10H10.16/3-GN		
产品状态 Product Status			
外形图 Dimension			



Printed Circuit Board Terminal Block—European Terminal Block MU Series

PCB印刷电路板端子-欧式接线端子MU系列



概述

欧式接线端子(MU Series)是可焊接到印制线路板(PCB板)应用最广泛的产品之一,凸轮连接又称偏心式连接,其连接原理:利用螺钉顶住凸轮,通过杠杆将导线可靠的压在导电片上。

特点

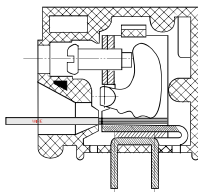
进线与锁螺钉在同一方向,有效节省连接空间;接触压力高,连接可靠;螺钉防掉;导线无须预处理;防手指触摸;良好的气密连接;此系列采用单Pin相互拼装方式,可以提供02~24位的任意位数。材料选择方面,塑料件具有良好的绝缘性能(CTI>600V)和高防火等级(UL94 V-0),导电部件采用优质的黄铜镀锡,具备良好的导电和焊接性能。

Application

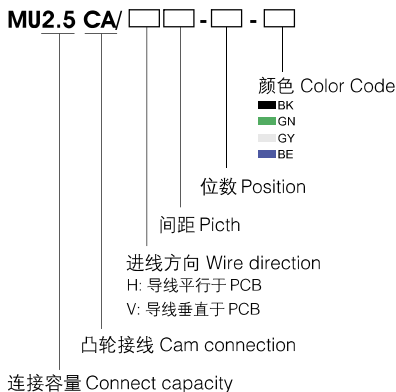
European terminal block is one of the most widely used product which can be soldered to the printed circuit board. when screw tighten, the connecting wire will be pressed by cam and fixed on terminal block reliably.

Advantage

High contact pressure insure good gas tightness connecting. The structure is finger proof and the screw is anti-drop. Insulation material have fire prevention function and conductor material keep good solderability and electrical conductivity. Connection position: 2 to 24 (Assembly by 2 positions part and 3 positions part)



产品命名 Naming System



型号 Model

间距 Pitch

认证 Approval

UL 数据 UL Technical Data

电压	Nom. Voltage	(V)
电流	Nom. Current	(A)
连接线径	Wire Size	(AWG)

IEC 数据 IEC Technical Data

材料组别	Material Group
过电类型	Surge Voltage Category
污染等级	Contamination Class
额定电压	Rated Voltage (V)
冲击电压	Rated Surge Voltage (KV)
电流 / 导线	Current(A)/ Cross Section

连接容量 Connection Capacity

单股导线	Solid	(mm ²)
多股导线	Strand	(mm ²)
美规导线	Wire Sizes	(AWG)
额定扭力	Torque	(N*m)
剥线长度	Stripping Length	(mm)

材料 Material

绝缘材料	Insulation Material
阻燃等级	Inflammability Class (UL94)
导电压片	Contact
螺钉	Screw
使用温度	Operation Temperature (°C)

位数 No. of Position

2
3
...
24

产品状态 Product Status

外形图 Dimension

MU2.5CA/H5.0

5.00mm



B	C	D
300		
20		
30-12		

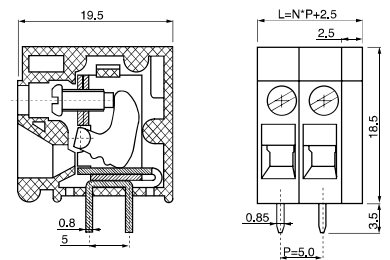
I		
III	III	III
3	2	2
250	320	630
4	4	4

24/2.5		
0.2-4.0		
0.2-2.5		
30-12		
0.5-0.6		
9		

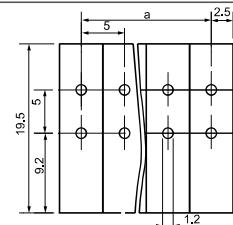
PA		
V0		
黄铜 / Brass		
M2.5 钢 / M2.5 Steel		
-40°C~+105°C		

型号 Model
MU2.5CA/H5.0/2-GN
MU2.5CA/H5.0/3-GN
...
MU2.5CA/H5.0/24-GN

MU2.5CA/H5.0 开发中



开孔图 PCB Layout



Printed Circuit Board Terminal Block—European Terminal Block MU Series

PCB印刷电路板端子-欧式接线端子MU系列



型号 Model	MU2.5CA/H10.0			MU2.5CA/V5.0		
间距 Pitch	5.00mm			5.00mm		
认证 Approval						
UL 数据 UL Technical Data	B	C	D	B	C	D
电压 Nom.Voltage (V)	300			300		
电流 Nom.Current (A)	20			20		
连接线径 Wire Size (AWG)	30-12			30-12		
IEC数据 IEC Technical Data	I			I		
材料组别 Material Group	III	III	III	III	III	III
过电类型 Surge Voltage Category	3	2	2	3	2	2
污染等级 Contamination Calass	250	320	630	250	320	630
额定电压 Rated Voltage (V)	4	4	4	4	4	4
冲击电压 Rated Surge Voltage (KV)	24/2.5			24/2.5		
电流 / 导线 Current(A)/ Cross Section	0.2-4.0			0.2-4.0		
连接容量 Connection Capacity	0.2-2.5			0.2-2.5		
单股导线 Solid (mm)	30-12			30-12		
多股导线 Strand (mm ²)	0.5-0.6			0.5-0.6		
美规导线 Wire Sizes (AWG)	9			9		
额定扭力 Torque (N*m)	PA			PA		
剥线长度 Stripping Length (mm ²)	V0			V0		
材料 Material	黄铜 / Brass			黄铜 / Brass		
绝缘材料 Insulation Material	M2.5 钢 / M2.5 Steel			M2.5 钢 / M2.5 Steel		
阻燃等级 Inflammability Class (UL94)	-40°C~+105°C			-40°C~+105°C		
导电电压片 Contact	型号 Model			型号 Model		
螺钉 Screw	MU2.5CA/H10.0/2-GN			MU2.5CA/V5.0/2-GN		
使用温度 Operation Temperature (°C)	MU2.5CA/H10.0/3-GN			MU2.5CA/V5.0/3-GN		
位数 No.of Position		
	MU2.5CA/H10.0/24-GN			MU2.5CA/V5.0/24-GN		
产品状态 Product Status	MU2.5CA/H10.0 开发中			MU2.5CA/V5.0 开发中		
外形图 Dimension						
开孔图 PCB Layout						



MU2.5CA/10.0

5.00mm



B	C	D
300		
20		
30-12		

I		
III	III	III
3	2	2
250	320	630
4	4	4

24/2.5

0.2-4.0
0.2-2.5
30-12
0.5-0.6
9

PA
V0

黄铜 / Brass

M2.5 钢 / M2.5 Steel

-40°C~+105°C

型号 Model

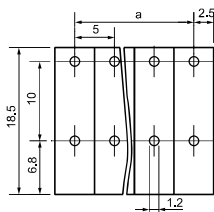
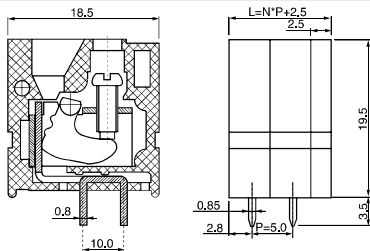
MU2.5CA/V10.0/2-GN

MU2.5CA/V10.0/3-GN

...


MU2.5CA/V10.0/24-GN

MU2.5CA/V10.0 开发中



Printed Circuit Board Terminal Block—European Terminal Block MU Series

PCB印刷电路板端子-欧式接线端子MU系列



概述

欧式接线端子(MU Series)是可焊接到印制线路板(PCB板)应用最广泛的产品之一,护线式连接原理:利用螺钉升降,迫使压片压紧导线,导线和螺钉之间不直接接触,有限避免锁线过程中导线的断裂。

特点

接触压力高,连接可靠;螺钉防掉;
导线无须预处理;防手指触摸;
良好的气密连接;

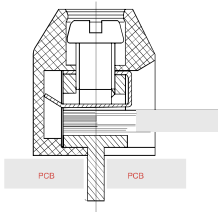
此系列采用单02~03位为基本单元,通过拼接方式,可以提供02~24为的任意位数。材料选择方面,塑料件具有良好的绝缘性能(CTI>600V)和高防火等级(UL94 V-0),导电部件采用优质的黄铜镀锡,具备良好的导电和焊接性能;护线压片采用优质磷铜镀锡,保证有效的气密连接。

Application


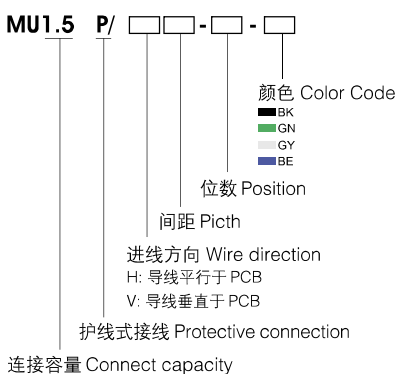
European terminal block is one of the most widely used product which can be soldered to the printed circuit board.when screw tightened,the connecting wire will be pressed by screw and fixed on terminal block reliably without mechanical damage.

Advantage

High contact pressure insure good gas tightness connecting.The structure is finger proof and the screw is anti-drop.Insulation material have fire prevention function and conductor material keep good solderability and electrical conductivity.
Connection position:2 to 24(Assembly by 2 positions part and 3 positions part)



产品命名 Naming System



型号 Model

间距 Pitch

认证 Approval

UL 数据 UL Technical Data

电压 Nom.Voltage	(V)
电流 Nom.Current	(A)
连接线径 Wire Size	(AWG)

IEC数据 IEC Technical Data

材料组别 Material Group	
过电类型 Surge Voltage Category	
污染等级 Contamination Calass	
额定电压 Rated Voltage	(V)
冲击电压 Rated Surge Voltage	(KV)
电流/导线 Current(A)/ Cross Section	

连接容量 Connection Capacity

单股导线 Solid	(mm ²)
多股导线 Strand	(mm ²)
美规导线 Wire Sizes	(AWG)
额定扭力 Torque	(N*m)
剥线长度 Stripping Length	(mm ²)

材料 Material

绝缘材料 Insulation Material	
阻燃等级 Inflammability Class	(UL94)
导电压片 Contact	
螺钉 Screw	
使用温度 Operation Temperature	(°C)

位数 No.of Position

2
3

产品状态 Product Status

外形图 Dimension

MU1.5P/H5.0(H5.08)

5.00mm(5.08mm)



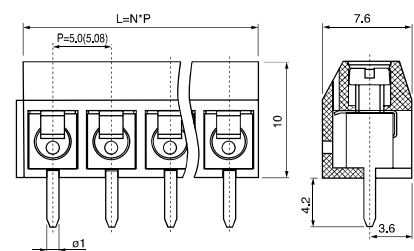
B	C	D
300		
15		
26-14		
	I	
III	III	II
3	2	2
250	320	630
4	4	4
	17.5/1.5	

	0.2-2.5
	0.2-1.5
	26-14
	0.6
	5

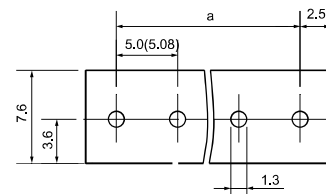
	PA
	V0
	黄铜 / Brass
	M2.5 钢 / M2.5 Steel
	-40°C ~ +105°C


型号 Model

MU1.5P/H5.0(H5.08)/2-GN
 MU1.5P/H5.0(H5.08)/3-GN



开孔图 PCB Layout





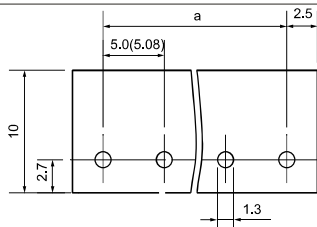
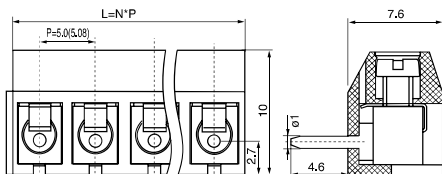
MU1.5P/ V5.0(V5.08)

5.00mm(5.08mm)



B	C	D
300		
15		
26-14		
I		
III	III	II
3	2	2
250	320	630
4	4	4
17.5/1.5		
0.2-2.5		
0.2-1.5		
26-14		
5		
PA		
V0		
黄铜 / Brass		
M2.5 钢 / M2.5 Steel		
-40°C~+105°C		
型号 Model		
MU1.5P/V5.0(V5.08)/2-GN		
MU1.5P/V5.0(V5.08)/3-GN		

MU1.5P/V5.08 开发中

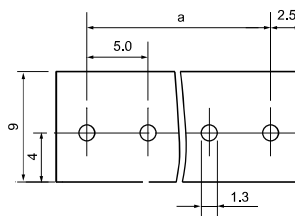
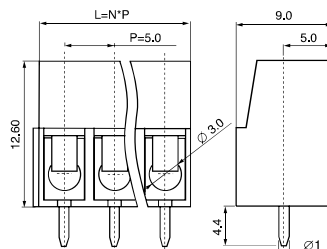


MU2.5P/H5.0

5.00mm



B	C	D
300		
20		
20-12		
I		
III	III	II
3	2	2
250	320	630
4	4	4
24/2.5		
0.5-4		
0.5-2.5		
20-12		
0.6		
6.5		
PA		
V0		
黄铜 / Brass		
M3 钢 / M3 Steel		
-40°C~+105°C		
型号 Model		
MU2.5P/H5.0/2-GN		
MU2.5P/H5.0/3-GN		

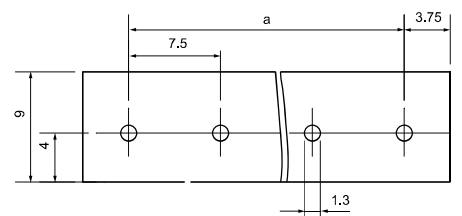
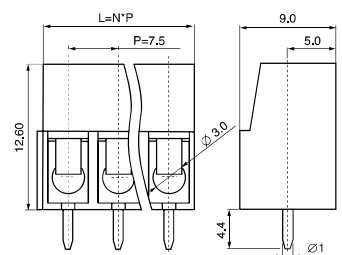


MU2.5P/H7.5

7.50mm



B	C	D
300		
20		
20-12		
I		
III	III	II
3	2	2
500	800	1000
4	4	4
24/2.5		
0.5-4		
0.5-2.5		
20-12		
0.6		
6.5		
PA		
V0		
黄铜 / Brass		
M3 钢 / M3 Steel		
-40°C~+105°C		
型号 Model		
MU2.5P/H7.5/2-GN		
MU2.5P/H7.5/3-GN		



Printed Circuit Board Terminal Block—European Terminal Block MU Series

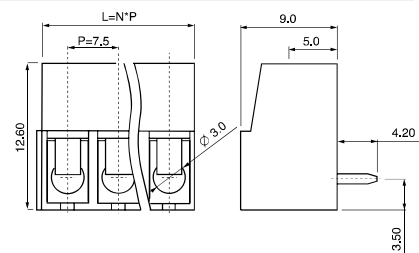
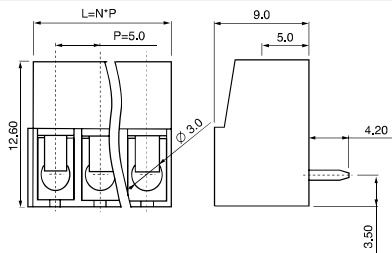
PCB印刷电路板端子-欧式接线端子MU系列



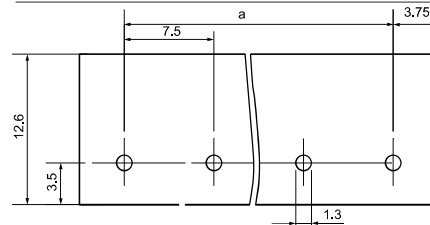
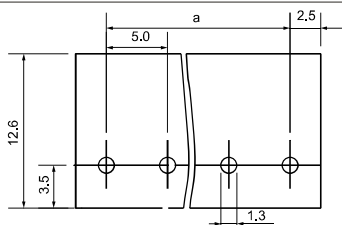
型号 Model	MU2.5P/V5.0			MU2.5P/V7.5		
间距 Pitch	5.00mm			7.50mm		
认证 Approval						
UL 数据 UL Technical Data	B	C	D	B	C	D
电压 Nom.Voltage (V)	300			300		
电流 Nom.Current (A)	20			20		
连接线径 Wire Size (AWG)	20-12			20-12		
IEC数据 IEC Technical Data	I			I		
材料组别 Material Group	III	III	II	III	III	II
过电类型 Surge Voltage Category	3	2	2	3	2	2
污染等级 Contamination Calass	250	320	630	500	800	1000
额定电压 Rated Voltage (V)	4	4	4	4	4	4
冲击电压 Rated Surge Voltage (KV)	24/2.5			24/2.5		
电流 / 导线 Current(A)/ Cross Section	0.5-4			0.5-4		
连接容量 Connection Capacity	0.5-2.5			0.5-2.5		
单股导线 Solid (mm)	20-12			20-12		
多股导线 Strand (mm ²)	0.6			0.6		
美规导线 Wire Sizes (AWG)	6.5			6.5		
剥线长度 Stripping Length (mm ²)	PA			PA		
材料 Material	V0			V0		
绝缘材料 Insulation Material	黄铜 / Brass			黄铜 / Brass		
阻燃等级 Inflammability Class (UL94)	M3 钢 / M3 Steel			M3 钢 / M3 Steel		
导电电压片 Contact	-40°C~+105°C			-40°C~+105°C		
螺钉 Screw	型号 Model			型号 Model		
使用温度 Operation Temperature (°C)	MU2.5P/V5.0/2-GN			MU2.5P/V7.5/2-GN		
位数 No.of Position	MU2.5P/V5.0/3-GN			MU2.5P/V7.5/3-GN		
2						
3						
产品状态 Product Status						
外形图 Dimension						

产品状态 Product Status

外形图 Dimension





开孔图 PCB Layout



Printed Circuit Board Terminal Block—European Terminal Block MU Series

PCB印刷电路板端子-欧式接线端子MU系列



概述

欧式接线端子(MU Series)是可焊接到印制线路板(PCB板)应用最广泛的产品之一,弹片&笼式弹簧连接原理:利用弹片或笼式弹簧的弹力,将导线牢牢的压紧在导电部件上。

特点

接线方便,操作简单;(节约接线时间60%以上);优异的抗振动性能;良好的气密连接;节省空间;

此系列采用单Pin相互拼接方式,通过拼接方式,可以提供02~24位的任意位数。材料选择方面,塑料件具有良好的绝缘性能(CTI>600V)和高防火等级(UL94 V-0),导电部件采用优质的黄铜镀锡,具备良好的导电和焊接性能;弹片&笼式弹簧采用优质不锈钢,保证可靠的连接力度。

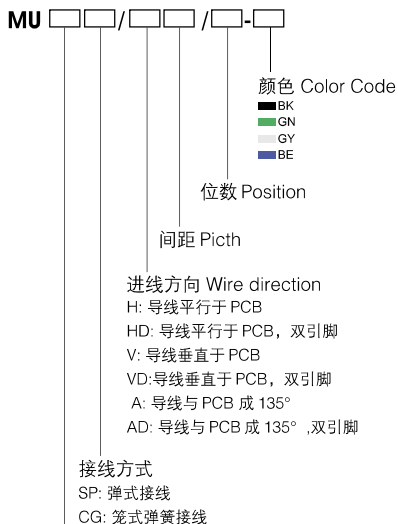
Application

European terminal block is one of the most widely used product which can be soldered to the printed circuit board.Principle of spring connecting:Connecting wire is pressed on conductor by spring and fixed on terminal block effectively.

Advantage

This type terminal block wiring convenient, and saving time because of simple operating of connecting.The struture is finger proof and shake proof.High contact pressure insure good gas tightness connecting.Insulation material have fire prevention function and conductor material keep good solderability and electrical conductivity. Connection position:2 to 24(Assembly by 2 positions part and 3 positions part)

产品命名 Naming System



连接容量 Connect capacity

型号 Model

间距 Pitch

认证 Approval

UL 数据 UL Technical Data

电压	Nom.Voltage	(V)
电流	Nom.Current	(A)
连接线径	Wire Size	(AWG)

IEC数据 IEC Technical Data

材料组别	Material Group
过电类型	Surge Voltage Category
污染等级	Contamination Calass
额定电压	Rated Voltage (V)
冲击电压	Rated Surge Voltage (KV)
电流/导线	Current(A)/ Cross Section

连接容量 Connection Capacity

单股导线	Solid	(mm ²)
多股导线	Strand	(mm ²)
美规导线	Wire Sizes	(AWG)
额定扭力	Torque	(N*m)
剥线长度	Stripping Length	(mm ²)

材料 Material

绝缘材料	Insulation Material
阻燃等级	Inflammability Class (UL94)
导电压片	Contact
螺钉	Screw
使用温度	Operation Temperature (°C)

位数 No.of Position

2
3
...
24

产品状态 Product Status

外形图 Dimension

开孔图 PCB Layout

MU0.5SP/HD2.54

2.54mm



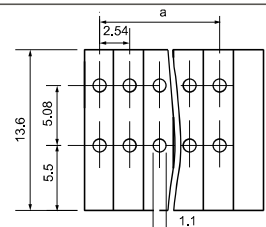
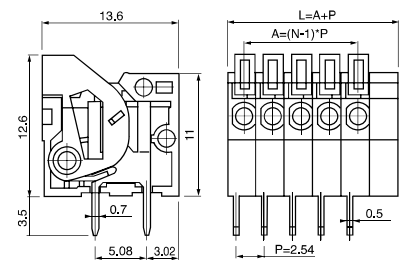
B	C	D
150		
6		
26-18		
I		
III	III	II
3	2	2
63	160	320
2.5	2.5	2.5
6/0.5		

0.14-0.5
0.14-0.5
26-18
-
11
PA
V0
黄铜 / Brass
-
-40°C~+105°C

型号 Model



MU0.5SP/HD2.54/2-GN
MU0.5SP/HD2.54/3-GN
...
MU0.5SP/HD2.54/24-GN

MU0.5SP/HD2.54 开发中



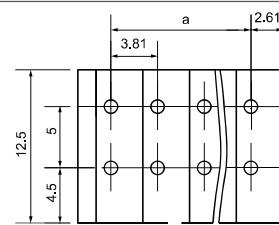
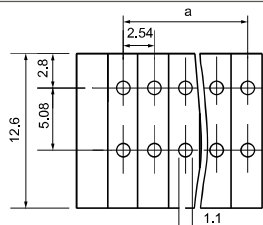
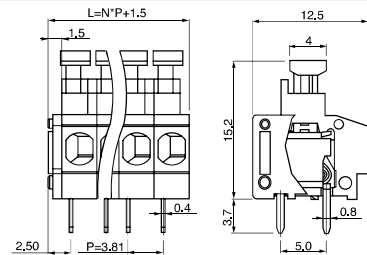
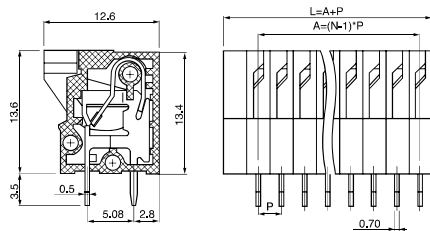
Printed Circuit Board Terminal Block—European Terminal Block MU Series


PCB印刷电路板端子-欧式接线端子MU系列



型号 Model	MU0.5SP/VD2.54			MU1.5SP/HD3.81		
间距 Pitch	2.54mm			3.81mm		
认证 Approval	CE			CE		
UL 数据 UL Technical Data	B	C	D	B	C	D
电压 Nom.Voltage (V)	150			300		300
电流 Nom.Current (A)	6			10		10
连接线径 Wire Size (AWG)	26-18			20-16		20-16
IEC数据 IEC Technical Data	I			I		
材料组别 Material Group	III	III	II	III	III	II
过电类型 Surge Voltage Category	3	2	2	3	2	2
污染等级 Contamination Calass	63	160	320	160	160	320
额定电压 Rated Voltage (V)	2.5	2.5	2.5	2.5	2.5	2.5
冲击电压 Rated Surge Voltage (KV)	6/0.5			17.5/1.5		
电流 / 导线 Current(A)/ Cross Section	0.14-0.5			0.5-1.5		
连接容量 Connection Capacity	0.14-0.5			0.5-1.5		
单股导线 Solid (mm)	0.14-0.5			0.5-1.5		
多股导线 Strand (mm ²)	26-18			20-16		
美规导线 Wire Sizes (AWG)	-			-		
额定扭力 Torque (N*m)	11			10		
剥线长度 Stripping Length (mm ²)	PA			PA		
材料 Material	V0			V0		
绝缘材料 Insulation Material	黄铜 / Brass			黄铜 / Brass		
阻燃等级 Inflammability Class (UL94)	-			-		
导电压片 Contact	-40°C~+105°C			-40°C~+105°C		
螺钉 Screw	型号 Model			型号 Model		
使用温度 Operation Temperature (°C)	MU0.5SP/VD2.54/2-GN			MU1.5SP/HD3.81/2-GN		
位数 No.of Position	MU0.5SP/VD2.54/2-GN			MU1.5SP/HD3.81/3-GN		
2		
3	MU0.5SP/VD2.54/24-GN			MU1.5SP/HD3.81/24-GN		
...	MU0.5SP/VD2.54 开发中					
24						
产品状态 Product Status						
外形图 Dimension						

开孔图 PCB Layout





MU1.5SP/AD3.5

3.50mm



B	C	D
300		300
5		10
20-16sol		20-16sol

I		
III	III	II
3	2	2
160	160	320
2.5	2.5	2.5

5/1.5
0.5-1.5
0.5-1.5
20-16
-
8

PA
V0

磷铜/Phosphor bronze

-40°C~+105°C

型号 Model

MU1.5SP/AD3.5/2-GN

MU1.5SP/AD3.5/3-GN

...

MU1.5SP/AD3.5/24-GN

MU1.5SP/A3.5

3.50mm



B	C	D
300		300
5		10
20-16sol		20-16sol

I		
III	III	II
3	2	2
160	160	320
2.5	2.5	2.5

5/1.5
0.5-1.5
0.5-1.5
20-16
-
8

PA
V0

磷铜/Phosphor bronze

-40°C~+105°C

型号 Model

MU1.5SP/A3.5/2-GN

MU1.5SP/A3.5/3-GN

...

MU1.5SP/A3.5/24-GN

MU1.5SP/HD5.08

5.08mm



B	C	D
300		300
10		10
22-16		22-16

I		
III	III	II
3	2	2
320	320	630
4	4	4

17.5/1.5
0.32-1.5
0.32-1.5
22-16
-
10

PA
V0

黄铜 / Brass

-40°C~+105°C

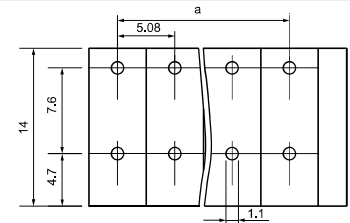
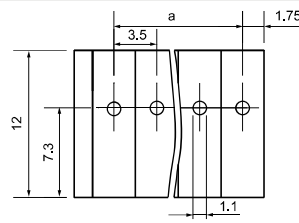
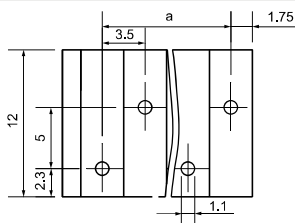
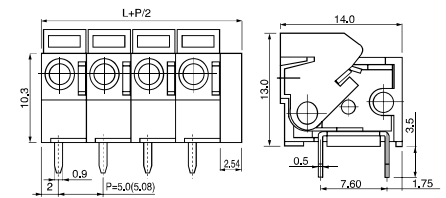
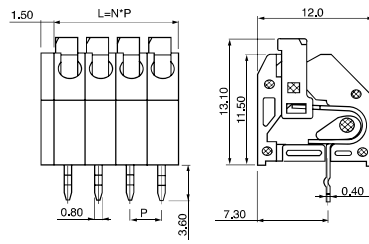
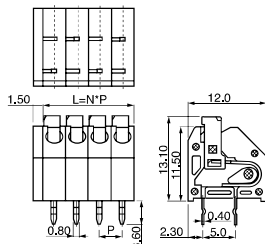
型号 Model

MU1.5SP/HD5.0(5.08)/2-GN

MU1.5SP/HD5.0(5.08)/3-GN


...

MU1.5SP/HD5.0(5.08)/24-GN



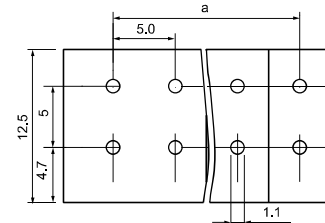
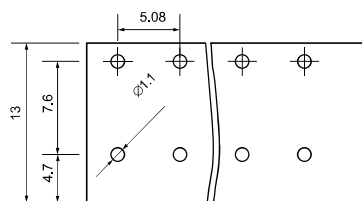
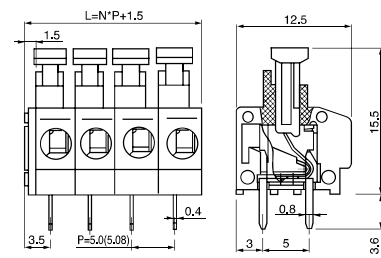
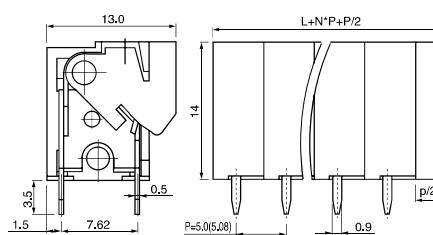
Printed Circuit Board Terminal Block—European Terminal Block MU Series


PCB印刷电路板端子-欧式接线端子MU系列



型号 Model	MU1.5SP/VD5.08			MU2.5SP/HD5.08		
间距 Pitch	5.08mm			5.08mm		
认证 Approval	CE			CE		
UL 数据 UL Technical Data	B	C	D	B	C	D
电压 Nom.Voltage (V)	300		300	300		300
电流 Nom.Current (A)	10		10	10		10
连接线径 Wire Size (AWG)	22-16		22-16	20-14		20-14
IEC数据 IEC Technical Data	I			I		
材料组别 Material Group	III	III	II	III	III	II
过电类型 Surge Voltage Category	3	2	2	3	2	2
污染等级 Contamination Calass	320	320	630	320	320	630
额定电压 Rated Voltage (V)	4	4	4	2.5	2.5	2.5
冲击电压 Rated Surge Voltage (KV)	17.5/1.5			24/2.5		
电流/导线 Current(A)/ Cross Section	0.32-1.5			0.5-2.5		
连接容量 Connection Capacity	0.32-1.5			0.5-2.5		
单股导线 Solid (mm)	0.32-1.5			0.5-2.5		
多股导线 Strand (mm ²)	22-16			14-20		
美规导线 Wire Sizes (AWG)	-			-		
额定扭力 Torque (N*m)	10			10		
剥线长度 Stripping Length (mm ²)	PA			PA		
材料 Material	V0			V0		
绝缘材料 Insulation Material	黄铜 / Brass			黄铜 / Brass		
阻燃等级 Inflammability Class (UL94)	-			-		
导电压片 Contact	-40°C~+105°C			-40°C~+105°C		
螺钉 Screw	型号 Model			型号 Model		
使用温度 Operation Temperature (°C)	MU1.5SP/VD5.0(5.08)/2-GN			MU2.5SP/HD5.0(5.08)/2-GN		
位数 No.of Position	MU1.5SP/VD5.0(5.08)/3-GN			MU2.5SP/HD5.0(5.08)/3-GN		
2		
3	MU1.5SP/VD5.0(5.08)/24-GN			MU2.5SP/HD5.0(5.08)/24-GN		
...	MU2.5SP/HD5.0(5.08) 开发中			MU2.5SP/HD5.0(5.08) 开发中		
24						
产品状态 Product Status						
外形图 Dimension						

开孔图 PCB Layout





MU1.5CG/AD5.0(5.08)

5.00mm(5.08mm)



B	C	D
300		
15		
26-12		

I		
III	III	II
3	2	2
250	320	630
4	4	4

17.5/1.5

0.2-2.5

0.2-1.5

24-14

-

7.5

PA

V0

黄铜 / Brass

-

-40°C~+105°C

型号 Model

MU1.5CG/AD5.0(5.08)/2-GN

MU1.5CG/AD5.0(5.08)/3-GN

...

MU1.5CG/AD5.0(5.08)/24-GN

MU1.5CG/AD5.08 开发中

MU1.5A/5.08

5.08mm



B	C	D
300		
15		
24-12		

I		
III	III	II
3	2	2
250	320	630
4	4	4

17.5/1.5

0.5-2.5

0.5-1.5

24-14

0.6

6.0

PA

V0

黄铜 / Brass

M3 钢 / M3 Steel

-40°C~+105°C

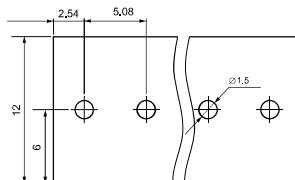
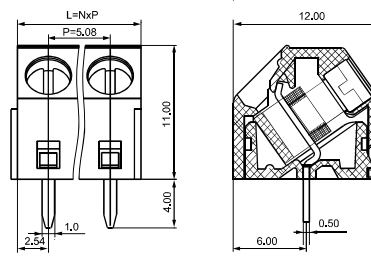
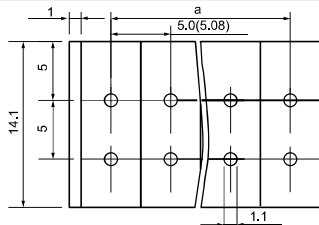
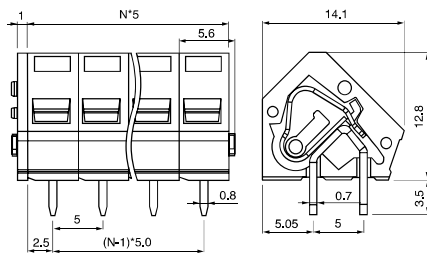
型号 Model

MU1.5A/5.08/2-GN

MU1.5A/5.08/3-GN

...

MU1.5A/5.08/24-GN



PRINTED CIRCUIT BOARD TERMINAL BLOCKS

PCB 接线端子

MA 系列




MA 系列产品是欧式接线端子中一种可分离插接式接线端子插头，是工业电子、自动控制设备等领域应用范围广泛的标准产品。因其结合了维护操作简便和连接性能可靠的优势，市场需求随工业自动化水平的提高不断递增。根据产品与导线的连接方式，UTL 将该产品划分为升降筒式、凸轮（偏心）式、弹簧式等几个类型。



MA Series

MA model is a separable and plug-in type plug of the European-style terminal block. It is a standard product widely used in some industries such as industrial electronic products and automation control equipments. It is characterized by the simple maintenance and operation, and reliable connectin performance, therefore, its market demand is increasing with the improving of industrial automation level. According to the product and wire connecting types, UTL divides this model product into several types including the lifting cylinder type, cam (eccentric) type, and spring type etc.

对插两面有线


On both sides of the cable plug





Printed Circuit Board Terminal Block—Plug-in Terminal Block Plug MA Series

PCB印刷电路板端子-插拔式接线端子插头MA系列



概述

欧式接线端子(MA Series)中另一种接线端子—而插拔式接线端子座已经成为工业电子设备的标准产品。此系列产品结合了维护操作简便和连接可靠两大特点,其连接方式有多种形式:升降筒、偏心式、弹片、笼式弹簧。

Application

Plug-in terminal block,another type terminal block of European terminals(MA series) has become industry standard products.It is much appreciated by users ,because of convenient maintaining and simple operating of connecting.

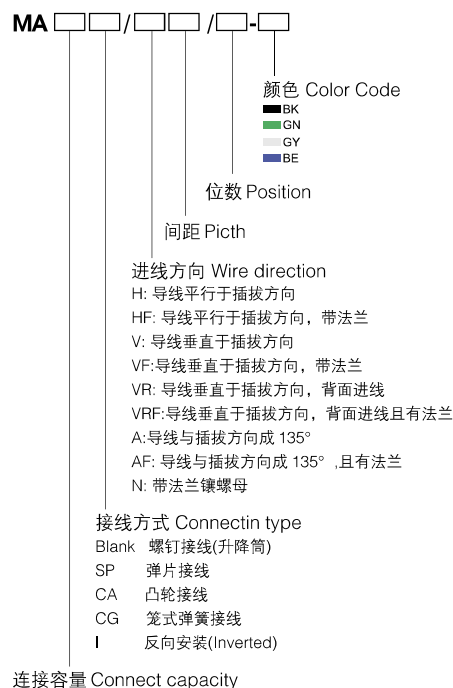
特点

各接线位呈直线形排列;
标识清晰易读,各个接线位的对应关系明了易辨;
可以根据需要,优化选择插拔方向、螺丝刀操作方向及接线方向;
连接可靠方便,接线安全性高,抗腐蚀性极强;
绝缘外壳牢固耐用,阻燃等级高,防手指触摸;
此系列采用一体化结构,可以提供02~24位的任意位数。材料选择方面,塑料采用具有良好的绝缘性能(CTI>600V)和高防火等级(UL94 V-0),导电部件采用优质的磷铜,具备良好的导电性和适中的插拔力。

Advantage

This type terminal block wiring convenient, and saving time because of simple operating of connecting.The struture is finger proof and shake proof.High contact pressure insure good gas tightness connecting.Insulation material have fire prevention function and conductor material keep good solderability and electrical conductivity.
Connection position:2 to 24(Assembly by 2 positions part and 3 positions part)

产品命名 Naming System





型号 Model

间距 Pitch

认证 Approval

UL 数据 UL Technical Data

电压	Nom.Voltage	(V)
电流	Nom.Current	(A)
连接线径	Wire Size	(AWG)

IEC数据 IEC Technical Data

材料组别	Material Group	
过电类型	Surge Voltage Category	
污染等级	Contamination Calass	
额定电压	Rated Voltage	(V)
冲击电压	Rated Surge Voltage	(KV)
电流 / 导线	Current(A)/ Cross Section	

连接容量 Connection Capacity

单股导线	Solid	(mm)
多股导线	Strand	(mm ²)
美规导线	Wire Sizes	(AWG)
额定扭力	Torque	(N*m)
剥线长度	Stripping Length	(mm ²)

材料 Material

绝缘材料	Insulation Material	
阻燃等级	Inflammability Class	(UL94)
导电电压片	Contact	
螺钉	Screw	
使用温度	Operation Temperature	(°C)

位数 No.of Position

2
3
...
24

产品状态 Product Status

外形图 Dimension

MA1.5/H3.50(3.81)

3.50mm(3.81mm)



B	C	D
300		
8		
30-16		

	I	
III	III	II
3	2	2
160	160	320
2.5	2.5	2.5
	8/1.5	

	0.08-1.5	
	0.08-1.5	
	30-16	
	0.22-0.25	
	7	

	PA
	V0
	磷铜
	M2 钢 / M2 Steel
	-40°C~+105°C

型号 Model

MA1.5/H3.50(3.81)/2-GN
MA1.5/H3.50(3.81)/3-GN
...
MA1.5/H3.50(3.81)/24-GN

MA1.5/HF3.50(3.81)

3.50mm(3.81mm)



B	C	D
300		
8		
30-16		

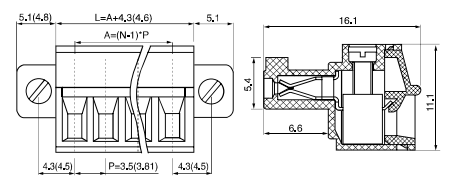
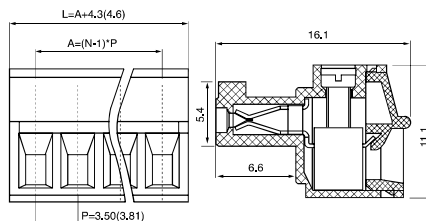
	I	
III	III	II
3	2	2
160	160	320
2.5	2.5	2.5
	8/1.5	

	0.08-1.5	
	0.08-1.5	
	30-16	
	0.22-0.25	
	7	

	PA
	V0
	磷铜
	M2 钢 / M2 Steel
	-40°C~+105°C


型号 Model

MA1.5/HF3.50(3.81)/2-GN
MA1.5/HF3.50(3.81)/3-GN
...
MA1.5/HF3.50(3.81)/24-GN



Printed Circuit Board Terminal Block—Plug-in Terminal Block Plug MA Series

PCB印刷电路板端子-插拔式接线端子插头MA系列



型号 Model

间距 Pitch

认证 Approval

UL 数据 UL Technical Data

电压 Nom.Voltage (V)

电流 Nom.Current (A)

连接线径 Wire Size (AWG)

IEC数据 IEC Technical Data

材料组别 Material Group

过电类型 Surge Voltage Category

污染等级 Contamination Calass

额定电压 Rated Voltage (V)

冲击电压 Rated Surge Voltage (KV)

电流 / 导线 Current(A)/ Cross Section

连接容量 Connection Capacity

单股导线 Solid (mm)

多股导线 Strand (mm²)

美规导线 Wire Sizes (AWG)

额定扭力 Torque (N*m)

剥线长度 Stripping Length (mm²)

材料 Material

绝缘材料 Insulation Material

阻燃等级 Inflammability Class (UL94)

导电压片 Contact

螺钉 Screw

使用温度 Operation Temperature (°C)

位数 No.of Position

2

3

...

24

产品状态 Product Status

外形图 Dimension

MA1.5/V3.50(3.81)

3.50mm(3.81mm)



B C D

300

8

30-16

I

III III II

3 2 2

160 160 320

2.5 2.5 2.5

8/1.5

0.08-1.5

0.08-1.5

30-16

0.22-0.25

7

PA

V0

磷铜

M2 钢 / M2 Steel

-40°C~+105°C

型号 Model

MA1.5/V3.50(3.81)/2-GN

MA1.5/V3.50(3.81)/3-GN

...

MA1.5/V3.50(3.81)/24-GN

MA1.5/VF3.50(3.81)

3.50mm(3.81mm)



B C D

300

8

30-16

I

III III II

3 2 2

160 160 320

2.5 2.5 2.5

8/1.5

0.08-1.5

0.08-1.5

30-16

0.22-0.25

7

PA

V0

磷铜

M2 钢 / M2 Steel

-40°C~+105°C

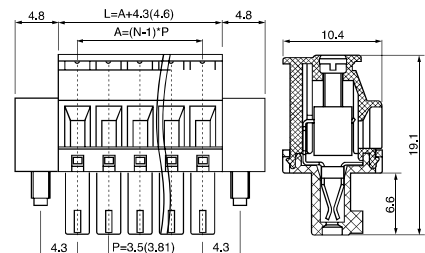
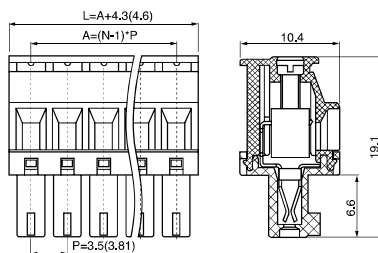
型号 Model


MA1.5/VF3.50(3.81)/2-GN

MA1.5/VF3.50(3.81)/3-GN

...

MA1.5/VF3.50(3.81)/24-GN





MA1.5/VR3.5(3.81)

3.50mm(3.81mm)



B	C	D
300		
8		
30-16		

I		
III	III	II
3	2	2
160	160	320
2.5	2.5	2.5

8/1.5

0.08-1.5
0.08-1.5
30-16
0.22-0.25
7

PA
V0

黄铜 / Brass

M2 钢 / M2 Steel

-40°C~+105°C

型号 Model

MA1.5/VR3.5(3.81)/2-GN

MA1.5/VR3.5(3.81)/3-GN

...

MA1.5/VR3.5(3.81)/24-GN

MA1.5/VRF3.5(3.81)

3.50mm(3.81mm)



B	C	D
300		
8		
30-16		

I		
III	III	II
3	2	2
160	160	320
2.5	2.5	2.5

8/1.5

0.08-1.5
0.08-1.5
30-16
0.22-0.25
7

PA
V0

黄铜 / Brass

M2 钢 / M2 Steel

-40°C~+105°C

型号 Model

MA1.5/VRF3.5(3.81)/2-GN

MA1.5/VRF3.5(3.81)/3-GN

...

MA1.5/VRF3.5(3.81)/24-GN

MA2.5/H5.0(5.08)

5.00mm(5.08mm)



B	C	D
300		300
18		10
30-12		30-12

I		
III	III	II
3	2	2
250	320	630
4	4	4

18/2.5

0.14-2.5
0.14-2.5
30-12
0.6
7

PA
V0

磷铜

M3 钢 / M3 Steel

-40°C~+105°C

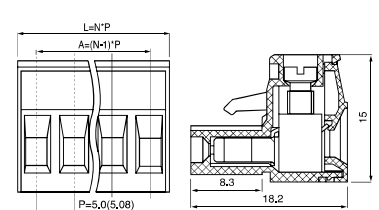
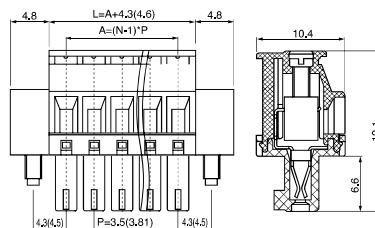
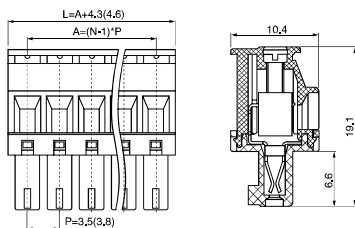
型号 Model

MA2.5/H5.0(5.08)/2-GN

MA2.5/H5.0(5.08)/3-GN


...

MA2.5/H5.0(5.08)/24-GN

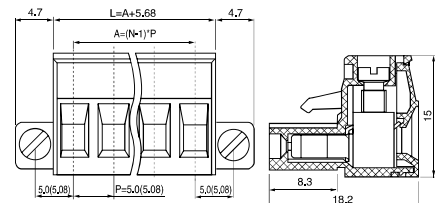
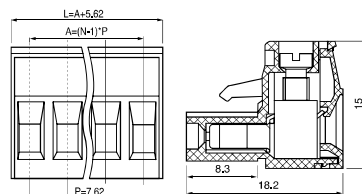


Printed Circuit Board Terminal Block—Plug-in Terminal Block Plug MA Series

PCB印刷电路板端子-插拔式接线端子插头MA系列



型号 Model	MA2.5/H7.62			MA2.5/HF5.0(5.08)		
间距 Pitch	7.62mm			5.00mm(5.08mm)		
认证 Approval	UL CE			UL CE		
UL 数据 UL Technical Data	B	C	D	B	C	D
电压 Nom.Voltage (V)	300		300	300		300
电流 Nom.Current (A)	18		10	18		10
连接线径 Wire Size (AWG)	30-12		30-12	30-12		30-12
IEC数据 IEC Technical Data	I			I		
材料组别 Material Group	III			III		
过电类型 Surge Voltage Category	III	III	II	III	III	II
污染等级 Contamination Class	3	2	2	3	2	2
额定电压 Rated Voltage (V)	400	630	1000	250	320	630
冲击电压 Rated Surge Voltage (KV)	6	6	6	4	4	4
电流/导线 Current(A)/ Cross Section	18/2.5			18/2.5		
连接容量 Connection Capacity	0.14-2.5			0.14-2.5		
单股导线 Solid (mm)	0.14-2.5			0.14-2.5		
多股导线 Strand (mm ²)	0.14-2.5			0.14-2.5		
美规导线 Wire Sizes (AWG)	30-12			30-12		
额定扭力 Torque (N*m)	0.6			0.6		
剥线长度 Stripping Length (mm ²)	7			7		
材料 Material	PA			PA		
绝缘材料 Insulation Material	PA			PA		
阻燃等级 Inflammability Class (UL94)	V0			V0		
导电压片 Contact	磷铜			磷铜		
螺钉 Screw	M3 钢 / M3 Steel			M3 钢 / M3 Steel		
使用温度 Operation Temperature (°C)	-40°C~+105°C			-40°C~+105°C		
位数 No.of Position	型号 Model			型号 Model		
2	MA2.5/H7.62/2-GN			MA2.5/HF5.0(5.08)/2-GN		
3	MA2.5/H7.62/3-GN			MA2.5/HF5.0(5.08)/3-GN		
...		
24	MA2.5/H7.62/24-GN			MA2.5/HF5.0(5.08)/24-GN		
产品状态 Product Status						
外形图 Dimension						





MA2.5/HF7.62

7.62mm



B	C	D
300		300
18		10
30-12		30-12

I		
III	III	II
3	2	2
400	630	1000
6	6	6

18/2.5

0.14-2.5
0.14-2.5
30-12
0.6
7

PA
V0
磷铜
M3 钢 / M3 Steel
-40°C~+105°C

型号 Model

- MA2.5/HF7.62/2-GN
- MA2.5/HF7.62/3-GN
- ...
- MA2.5/HF7.62/24-GN

MA2.5/V5.0(5.08)

5.00mm(5.08mm)



B	C	D
300		300
18		10
30-12		30-12

I		
III	III	II
3	2	2
250	320	630
4	4	4

18/2.5

0.14-2.5
0.14-2.5
30-12
0.6
7

PA
V0
磷铜
M3 钢 / M3 Steel
-40°C~+105°C

型号 Model

- MA2.5/V5.0(5.08)/2-GN
- MA2.5/V5.0(5.08)/3-GN
- ...
- MA2.5/V5.0(5.08)/24-GN

MA2.5/V7.62

7.62mm



B	C	D
300		300
18		10
30-12		30-12

I		
III	III	II
3	2	2
400	630	1000
6	6	6

18/2.5

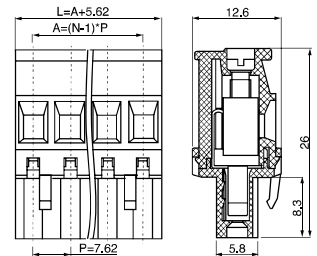
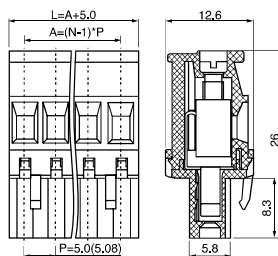
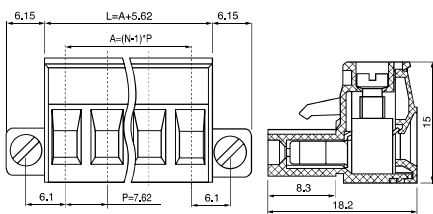
0.14-2.5
0.14-2.5
30-12
0.6
7

PA
V0
磷铜
M3 钢 / M3 Steel
-40°C~+105°C

型号 Model


- MA2.5/V7.62/2-GN
- MA2.5/V7.62/3-GN
- ...
- MA2.5/V7.62/24-GN

MA2.5/V7.62 开发中

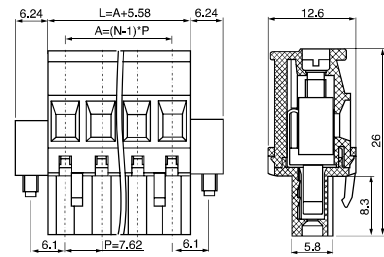
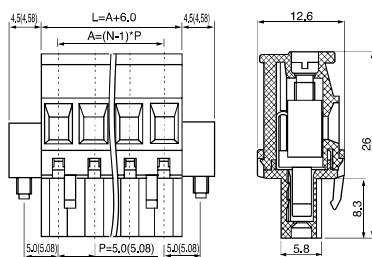



Printed Circuit Board Terminal Block—Plug-in Terminal Block Plug MA Series

PCB印刷电路板端子-插拔式接线端子插头MA系列



型号 Model	MA2.5/VF5.0(5.08)			MA2.5/VF7.62		
间距 Pitch	5.00mm(5.08mm)			7.62mm		
认证 Approval	UL CE			UL CE		
UL 数据 UL Technical Data	B	C	D	B	C	D
电压 Nom.Voltage (V)	300		300	300		300
电流 Nom.Current (A)	18		10	18		10
连接线径 Wire Size (AWG)	30-12		30-12	30-12		30-12
IEC数据 IEC Technical Data	I			I		
材料组别 Material Group	III			III		
过电类型 Surge Voltage Category	III	III	II	III	III	II
污染等级 Contamination Class	3	2	2	3	2	2
额定电压 Rated Voltage (V)	250	320	630	400	630	1000
冲击电压 Rated Surge Voltage (KV)	4	4	4	6	6	6
电流/导线 Current(A)/ Cross Section	18/2.5			18/2.5		
连接容量 Connection Capacity	0.14-2.5			0.14-2.5		
单股导线 Solid (mm)	0.14-2.5			0.14-2.5		
多股导线 Strand (mm ²)	0.14-2.5			0.14-2.5		
美规导线 Wire Sizes (AWG)	30-12			30-12		
额定扭力 Torque (N*m)	0.6			0.6		
剥线长度 Stripping Length (mm ²)	7			7		
材料 Material	PA			PA		
绝缘材料 Insulation Material	V0			V0		
阻燃等级 Inflammability Class (UL94)	磷铜			磷铜		
导电压片 Contact	M3 钢 / M3 Steel			M3 钢 / M3 Steel		
螺钉 Screw	-40°C~+105°C			-40°C~+105°C		
使用温度 Operation Temperature (°C)	型号 Model			型号 Model		
位数 No.of Position	MA2.5/VF5.0(5.08)/2-GN			MA2.5/VF7.62/2-GN		
2	MA2.5/VF5.0(5.08)/3-GN			MA2.5/VF7.62/3-GN		
3		
...	MA2.5/VF5.0(5.08)/24-GN			MA2.5/VF7.62/24-GN		
24	产品状态 Product Status			产品状态 Product Status		
外形图 Dimension	外形图 Dimension			外形图 Dimension		





MA2.5/VR5.0(5.08)

5.00mm(5.08mm)



B	C	D
300		300
18		10
30-12		30-12

I		
III	III	II
3	2	2
250	320	630
4	4	4

18/2.5

0.14-2.5

0.14-2.5

30-12

0.6

7

PA

V0

磷铜

M3 钢 / M3 Steel

-40°C~+105°C

型号 Model

MA2.5/VR5.0(5.08)/2-GN

MA2.5/VR5.0(5.08)/3-GN

...

MA2.5/VR5.0(5.08)/24-GN

MA2.5/VR7.62

7.62mm



B	C	D
300		300
18		10
30-12		30-12

I		
III	III	II
3	2	2
400	600	1000
6	6	6

18/2.5

0.14-2.5

0.14-2.5

30-12

0.6

7

PA

V0

磷铜

M3 钢 / M3 Steel

-40°C~+105°C

型号 Model

MA2.5/VR7.62/2-GN

MA2.5/VR7.62/3-GN

...

MA2.5/VR7.62/24-GN

MA2.5/VRF5.0(5.08)

5.00mm(5.08mm)



B	C	D
300		300
18		10
30-12		30-12

I		
III	III	II
3	2	2
250	320	630
4	4	4

18/2.5

0.14-2.5

0.14-2.5

30-12

0.6

7

PA

V0

磷铜

M3 钢 / M3 Steel

-40°C~+105°C

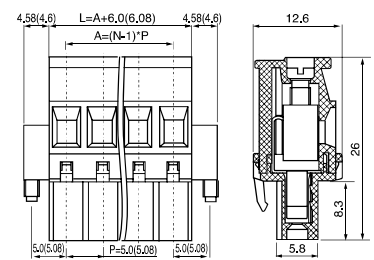
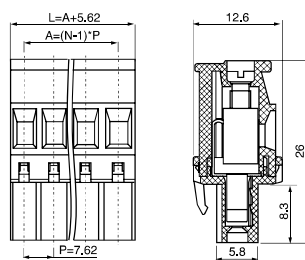
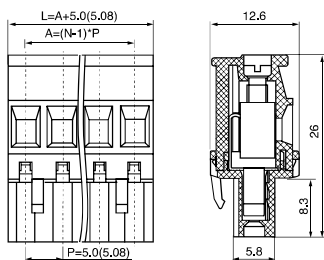
型号 Model

MA2.5/VRF5.0(5.08)/2-GN

MA2.5/VRF5.0(5.08)/3-GN


...

MA2.5/VRF5.0(5.08)/24-GN

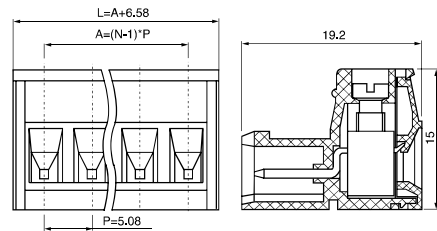
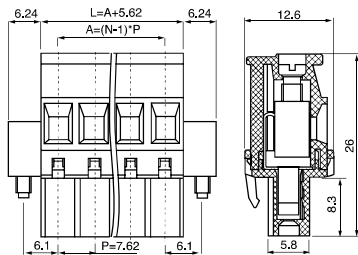



Printed Circuit Board Terminal Block—Plug-in Terminal Block Plug MA Series

PCB印刷电路板端子-插拔式接线端子插头MA系列



型号 Model	MA2.5/VRF7.62			MA2.5I/H5.08		
间距 Pitch	7.62mm			5.08mm		
认证 Approval	UL CE			UL CE		
UL 数据 UL Technical Data	B	C	D	B	C	D
电压 Nom.Voltage (V)	300		300	300		300
电流 Nom.Current (A)	18		10	18		10
连接线径 Wire Size (AWG)	30-12		30-12	30-12		30-12
IEC数据 IEC Technical Data	I			I		
材料组别 Material Group	III	III	II	III	III	II
过电类型 Surge Voltage Category	3	2	2	3	2	2
污染等级 Contamination Class	400	630	1000	250	320	630
额定电压 Rated Voltage (V)	6	6	6	4	4	4
冲击电压 Rated Surge Voltage (KV)	18/2.5			18/2.5		
电流/导线 Current(A)/ Cross Section	18/2.5			18/2.5		
连接容量 Connection Capacity	0.14-2.5			0.14-2.5		
单股导线 Solid (mm)	0.14-2.5			0.14-2.5		
多股导线 Strand (mm ²)	0.14-2.5			0.14-2.5		
美规导线 Wire Sizes (AWG)	30-12			30-12		
额定扭力 Torque (N*m)	0.6			0.6		
剥线长度 Stripping Length (mm ²)	7			7		
材料 Material	PA			PA		
绝缘材料 Insulation Material	V0			V0		
阻燃等级 Inflammability Class (UL94)	磷铜			磷铜		
导电压片 Contact	M3 钢 / M3 Steel			M3 钢 / M3 Steel		
螺钉 Screw	-40°C~+105°C			-40°C~+105°C		
使用温度 Operation Temperature (°C)	型号 Model			型号 Model		
位数 No.of Position	MA2.5/VRF7.62/2-GN			MA2.5I/5.08/2-GN		
2	MA2.5/VRF7.62/3-GN			MA2.5I/5.08/3-GN		
3		
...	MA2.5/VRF7.62/24-GN			MA2.5I/5.08/24-GN		
24	产品状态 Product Status			产品状态 Product Status		
外形图 Dimension	开发中			开发中		





MA2.5I/F5.08

5.08mm



B	C	D
300		300
18		10
30-12		30-12

I		
III	III	II
3	2	2
250	320	630
4	4	4

18/2.5

0.14-2.5

0.14-2.5

30-12

0.6

7

PA

V0

磷铜

M3 钢 / M3 Steel

-40°C~+105°C

型号 Model

MA2.5I/F5.08/2-GN

MA2.5I/F5.08/3-GN

...

MA2.5I/F5.08/24-GN

MA2.5I/N5.08

5.08mm



B	C	D
300		300
18		10
30-12		30-12

I		
III	III	II
3	2	2
250	320	630
4	4	4

18/2.5

0.14-2.5

0.14-2.5

30-12

0.6

7

PA

V0

磷铜

M3 钢 / M3 Steel

-40°C~+105°C

型号 Model

MA2.5I/N5.08/2-GN

MA2.5I/N5.08/3-GN

...

MA2.5I/N5.08/24-GN

MA1.5CA/H3.81

3.81mm



B	C	D
300		
8		
30-16		

I		
III	III	II
3	2	2
160	160	320
2.5	2.5	2.5

8/2.5

0.08-1.5

0.08-1.5

30-16

0.22-0.25

7

PA

V0

磷铜

M2 钢 / M2 Steel

-40°C~+105°C

型号 Model

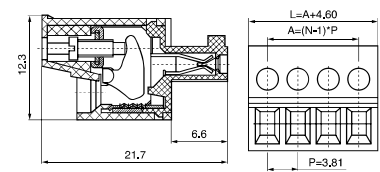
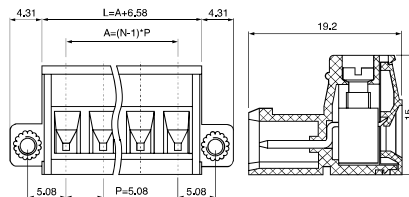
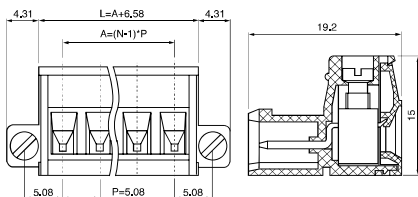
MA1.5CA/3.81/2-GN

MA1.5CA/3.81/3-GN

...

MA1.5CA/3.81/24-GN

MA1.5CA/H3.81 开发中

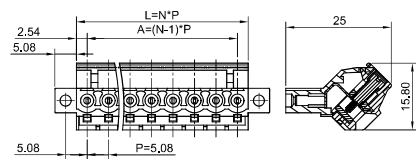
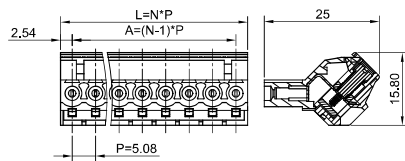


Printed Circuit Board Terminal Block—Plug-in Terminal Block Plug MA Series

PCB印刷电路板端子-插拔式接线端子插头MA系列



型号 Model	MA2.5/A5.08			MA2.5/AF5.08		
间距 Pitch	5.08mm			5.08mm		
认证 Approval	UL CE			UL CE		
UL 数据 UL Technical Data	B	C	D	B	C	D
电压 Nom.Voltage (V)	300		300	300		300
电流 Nom.Current (A)	18		10	18		10
连接线径 Wire Size (AWG)	30-12		30-12	30-12		30-12
IEC数据 IEC Technical Data	I			I		
材料组别 Material Group	I			I		
过电类型 Surge Voltage Category	III	III	II	III	III	II
污染等级 Contamination Calass	3	2	2	3	2	2
额定电压 Rated Voltage (V)	250	320	630	250	320	630
冲击电压 Rated Surge Voltage (KV)	4	4	4	4	4	4
电流 / 导线 Current(A)/ Cross Section	18/2.5			18/2.5		
连接容量 Connection Capacity						
单股导线 Solid (mm)	0.14-2.5			0.14-2.5		
多股导线 Strand (mm ²)	0.14-2.5			0.14-2.5		
美规导线 Wire Sizes (AWG)	30-12			30-12		
额定扭力 Torque (N*m)	0.6			0.6		
剥线长度 Stripping Length (mm ²)	7			7		
材料 Material						
绝缘材料 Insulation Material	PA			PA		
阻燃等级 Inflammability Class (UL94)	V0			V0		
导电压片 Contact	磷铜			磷铜		
螺钉 Screw	M3 钢 / M3 Steel			M3 钢 / M3 Steel		
使用温度 Operation Temperature (°C)	-40°C~+105°C			-40°C~+105°C		
位数 No.of Position	型号 Model			型号 Model		
2	MA2.5/A5.08/2-GN			MA2.5/AF5.08/2-GN		
3	MA2.5/A5.08/3-GN			MA2.5/AF5.08/3-GN		
...		
24	MA2.5/A5.08/24-GN			MA2.5/AF5.08/24-GN		
产品状态 Product Status						
外形图 Dimension						





MA2.5/H7.50

7.50mm



B	C	D
300		300
18		10
30-12		30-12

I		
III	III	II
3	2	2
400	630	1000
6	6	6
18/2.5		

0.14-2.5
0.14-2.5
30-12
0.6
7

PA
V0
磷铜
M3 钢 / M3 Steel
-40°C~+105°C

型号 Model

MA2.5/H7.50/2-GN
MA2.5/H7.50/3-GN
...
MA2.5/H7.50/24-GN

MA2.5/HF7.50

7.50mm



B	C	D
300		300
18		10
30-12		30-12

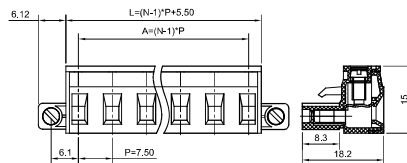
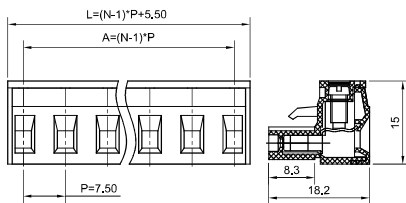
I		
III	III	II
3	2	2
400	630	1000
6	6	6
18/2.5		

0.14-2.5
0.14-2.5
30-12
0.6
7

PA
V0
磷铜
M3 钢 / M3 Steel
-40°C~+105°C

型号 Model

MA2.5/HF7.50/2-GN
MA2.5/HF7.50/3-GN
...
MA2.5/HF7.50/24-GN

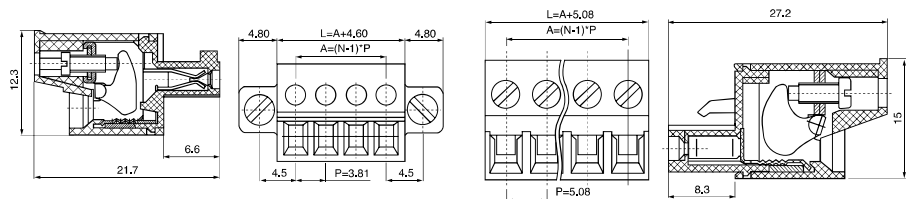


Printed Circuit Board Terminal Block—Plug-in Terminal Block Plug MA Series

PCB印刷电路板端子-插拔式接线端子插头MA系列



型号 Model	MA1.5CA/HF3.81			MA2.5CA/H5.08		
间距 Pitch	3.81mm			5.08mm		
认证 Approval	UL CE			UL CE		
UL 数据 UL Technical Data	B	C	D	B	C	D
电压 Nom.Voltage (V)	300			300		300
电流 Nom.Current (A)	8			18		10
连接线径 Wire Size (AWG)	30-16			30-12		30-12
IEC数据 IEC Technical Data	I			I		
材料组别 Material Group	III			III		
过电类型 Surge Voltage Category	III	III	II	III	III	II
污染等级 Contamination Calass	3	2	2	3	2	2
额定电压 Rated Voltage (V)	160	160	320	250	320	630
冲击电压 Rated Surge Voltage (KV)	2.5	2.5	2.5	4	4	4
电流/导线 Current(A)/ Cross Section	8/1.5			18/2.5		
连接容量 Connection Capacity	0.08-1.5			0.14-2.5		
单股导线 Solid (mm)	0.08-1.5			0.14-2.5		
多股导线 Strand (mm ²)	0.08-1.5			0.14-2.5		
美规导线 Wire Sizes (AWG)	30-16			30-12		
额定扭力 Torque (N*m)	0.22-0.25			0.6		
剥线长度 Stripping Length (mm ²)	7			7		
材料 Material	PA			PA		
绝缘材料 Insulation Material	V0			V0		
阻燃等级 Inflammability Class (UL94)	磷铜			磷铜		
导电压片 Contact	M2 钢 / M2 Steel			M2.5 钢 / M2.5 Steel		
螺钉 Screw	-40°C~+105°C			-40°C~+105°C		
使用温度 Operation Temperature (°C)	型号 Model			型号 Model		
位数 No.of Position	MA1.5CA/HF3.81/2-GN			MA2.5CA/5.08/2-GN		
2	MA1.5CA/HF3.81/3-GN			MA2.5CA/5.08/3-GN		
3		
...	MA1.5CA/HF3.81/24-GN			MA2.5CA/5.08/24-GN		
24	产品状态 Product Status			产品状态 Product Status		
外形图 Dimension	MA1.5CA/HF3.81 开发中			MA1.5CA/HF3.81 开发中		





MA2.5CA/HF5.08

5.08mm



B	C	D
300		300
18		10
30-12		30-12

I		
III	III	II
3	2	2
250	320	630
4	4	4

18/2.5

0.14-2.5

0.14-2.5

30-12

0.6

7

PA

V0

磷铜

M2.5 钢 / M2.5 Steel

-40°C~+105°C


型号 Model

MA2.5CA/HF5.08/2-GN

MA2.5CA/HF5.08/3-GN

...

MA2.5CA/HF5.08/24-GN



MA2.5SP/H5.0(5.08)

5.00(5.08)mm



B	C	D
300		300
18		10
24-12		24-12

I		
III	III	II
3	2	2
250	320	630
4	4	4

18/2.5

0.2-2.5

0.2-2.5

24-12

-

10

PA

V0

黄铜 / Brass

-

-40°C~+105°C

型号 Model

MA2.5SP/H5.0(5.08)/2-GN

MA2.5SP/H5.0(5.08)/3-GN

...

MA2.5SP/H5.0(5.08)/24-GN



MA2.5SP/HF5.0(5.08)

5.00(5.08)mm



B	C	D
300		300
18		10
24-12		24-12

I		
III	III	II
3	2	2
250	320	630
4	4	4

18/2.5

0.2-2.5

0.2-2.5

24-12

-

10

PA

V0

黄铜 / Brass

-

-40°C~+105°C

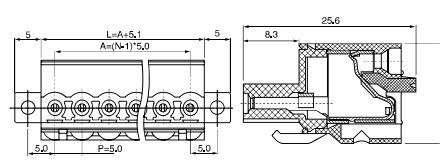
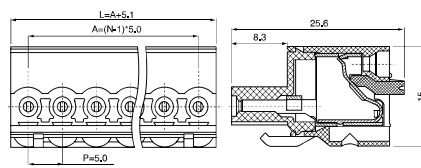
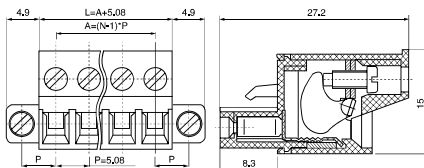
型号 Model

MA2.5SP/HF5.0(5.08)/2-GN


MA2.5SP/HF5.0(5.08)/3-GN

...

MA2.5SP/HF5.0(5.08)/24-GN



Printed Circuit Board Terminal Block—Plug-in Terminal Block Plug MA Series PCB印刷电路板端子-插拔式接线端子插头MA系列




概述

多线回拉式弹簧针 / 孔型插头结构紧凑，外形精致，连接可靠，使用方便。广泛应用于各类印刷电路板的表面接线或布线复杂的电子线路中。


此外，若将相同通道数的针型插头和孔型插头分别接线后，再插接在一起，可代替一组回拉式弹簧端子的使用功能。且电路的通、断更容易操作。



插头可采用正面接线方式
Plug can adopt front-side wiring way




在插头上切去防错插定位销
The anti-error insert location appliance should be cut down on plug




使用测试插头测试
Using test-plug for examination

Application

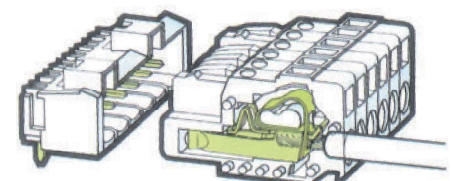
Many-wire return-pulling spring needle/hole type plug owns properties of compact structure, exquisite appearance, reliable connection and simple use, it is vastly applied to surface wiring of print is way-board or electronic wire with complex wiring being complex. Besides, after conducting wiring onto needle-type plug and hold-type plug with same passageway quantity separately which then are insert-connected together, it could replace one group of return-pulling type spring's terminals, with it above mentioned, the circuit's off-on operation would be much easier.



插头可采用侧面接线方式
Plug can adopt side-face wiring way



使用绝缘止动件
Using insulation locking component





型号 Model

间距 Pitch

认证 Approval

UL数据 UL Technical Data

电压	Nom.Voltage	(V)
电流	Nom.Current	(A)
连接线径	Wire Size	(AWG)

IEC数据 IEC Technical Data

材料组别	Material Group	
过电类型	Surge Voltage Category	
污染等级	Contamination Calass	
额定电压	Rated Voltage	(V)
冲击电压	Rated Surge Voltage	(KV)
电流 / 导线	Current(A)/ Cross Section	

连接容量 Connection Capacity

单股导线	Solid	(mm)
多股导线	Strand	(mm ²)
美规导线	Wire Sizes	(AWG)
额定扭力	Torque	(N*m)
剥线长度	Stripping Length	(mm ²)

材料 Material

绝缘材料	Insulation Material	
阻燃等级	Inflammability Class	(UL94)
导电压片	Contact	
螺钉	Screw	
使用温度	Operation Temperature	(°C)

位数 No.of Position

2
3
...
24

产品状态 Product Status

外形图 Dimension

MA2.5CGI/H5.0

5.0mm



B	C	D
250		
12		
28-12		

I		
III	III	II
3	2	2
250	250	250
2.5	2.5	2.5
12/2.5		

0.5-4.0		
0.5-2.5		
28-12		
-		
8-9		

PA		
V0		
磷铜		
-		
-40°C~+105°C		

型号 Model

MA2.5CGI/H5.0/2-GY
MA2.5CGI/H5.0/3-GY
...
MA2.5CGI/H5.0/24-GY

MA2.5CGI/HF5.0

5.0mm



B	C	D
250		
12		
28-12		

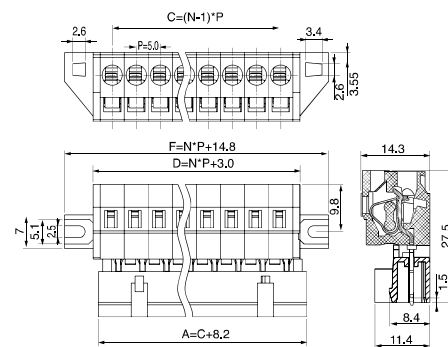
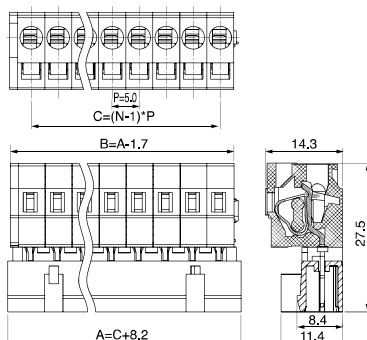
I		
III	III	II
3	2	2
250	250	250
2.5	2.5	2.5
12/2.5		

0.5-4.0		
0.5-2.5		
28-12		
-		
8-9		

PA		
V0		
磷铜		
-		
-40°C~+105°C		


型号 Model

MA2.5CGI/HF5.0/2-GY
MA2.5CGI/HF5.0/3-GY
...
MA2.5CGI/HF5.0/24-GY

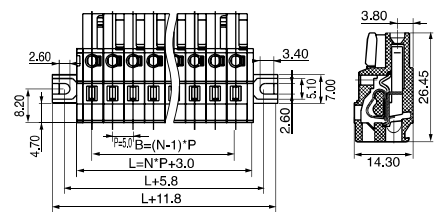
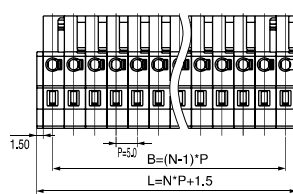


Printed Circuit Board Terminal Block—Plug-in Terminal Block Plug MA Series

PCB印刷电路板端子-插拔式接线端子插头MA系列



型号 Model	MA2.5CG/H5.0			MA2.5CG/HF5.0		
间距 Pitch	5.0mm			5.0mm		
认证 Approval	UL CE			UL CE		
UL 数据 UL Technical Data	B	C	D	B	C	D
电压 Nom.Voltage (V)	250			250		
电流 Nom.Current (A)	12			12		
连接线径 Wire Size (AWG)	28-12			28-12		
IEC数据 IEC Technical Data						
材料组别 Material Group	I			I		
过电类型 Surge Voltage Category	III	III	II	III	III	II
污染等级 Contamination Calass	3	2	2	3	2	2
额定电压 Rated Voltage (V)	250	250	250	250	250	250
冲击电压 Rated Surge Voltage (KV)	2.5	2.5	2.5	2.5	2.5	2.5
电流/导线 Current(A)/ Cross Section	12/2,5			12/2,5		
连接容量 Connection Capacity						
单股导线 Solid (mm)	0.5-4.0			0.5-4.0		
多股导线 Strand (mm ²)	0.5-2.5			0.5-2.5		
美规导线 Wire Sizes (AWG)	28-12			28-12		
额定扭力 Torque (N*m)	-			-		
剥线长度 Stripping Length (mm ²)	8-9			8-9		
材料 Material						
绝缘材料 Insulation Material	PA			PA		
阻燃等级 Inflammability Class (UL94)	V0			V0		
导电压片 Contact	磷铜			磷铜		
螺钉 Screw	-			-		
使用温度 Operation Temperature (°C)	-40°C~+105°C			-40°C~+105°C		
位数 No.of Position	型号 Model			型号 Model		
2	MA2.5CG/H5.0/2-GY			MA2.5CG/HF5.0/2-GY		
3	MA2.5CG/H5.0/3-GY			MA2.5CG/HF5.0/3-GY		
...		
24	MA2.5CG/H5.0/24-GY			MA2.5CG/HF5.0/24-GY		
产品状态 Product Status						
外形图 Dimension						





MA2.5CG/H5.0-M1

5.0mm



B	C	D
250		
12		
28-12		

I		
III	III	II
3	2	2
250	250	250
2.5	2.5	2.5
12/2.5		

0.5-4.0
0.5-2.5
28-12
-
8-9

PA
V0
磷铜
-

-40°C~+105°C

型号 Model

MA2.5CG/H5.0-M1/2-GY
 MA2.5CG/H5.0-M1/3-GY
 ...
 MA2.5CG/H5.0-M1/24-GY

MA2.5CG/HF5.0-M1

5.0mm



B	C	D
250		
12		
28-12		

I		
III	III	II
3	2	2
250	250	250
2.5	2.5	2.5
12/2.5		

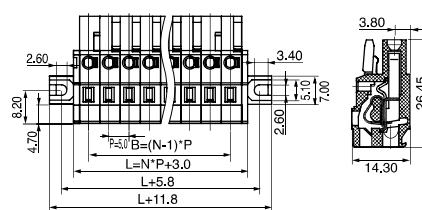
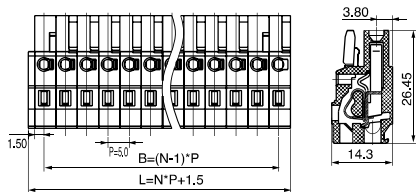
0.5-4.0
0.5-2.5
28-12
-
8-9

PA
V0
磷铜
-

-40°C~+105°C

型号 Model

MA2.5CG/HF5.0-M1/2-GY
 MA2.5CG/HF5.0-M1/3-GY
 ...
 MA2.5CG/HF5.0-M1/24-GY



PRINTED CIRCUIT BOARD TERMINAL BLOCKS

PCB 接线端子

MB 系列


MB 系列产品是欧式接线端子中一种可分离插接式接线端子插座，是工业电子、自动化设备等领域应用广泛的标准产品，一般以锡焊接方式固定于 PCB 表面，通过与 MA 产品配合使用，达到将外接电流及信号与 PCB 板连接的功能。

MB Series

MB model is a separable and plug-in socket of the European-style terminal block. It is a standard product widely used in some industries such as industrial electronic products and automation control equipments. It is fixed on the surface of printed circuit board through welding. Through the combined use with MA product, MB can connect the external current and signal with the PCB.

焊针式插座，结构紧凑。

Pin socket, compact structure.



线路板，双排接口，螺纹防掉

Circuit board, double interface, thread anti off




光信号传输

Optical signal transmission



Printed Circuit Board Terminal Block—Plug-in Terminal Block Plug base MB Series

PCB印刷电路板端子-插拔式接线端子插座MB系列



概述

欧式接线端子(MB Series)是另一种接线端子-可插拔式接线插头是与MA系列(母座)相互匹配,实现接线母座和PCB板可以相互分离操作。

特点

公头接线端子采用一体化结构,可以提供02~24位的任意位数。材料选择方面,塑料采用具有高的热变形温度(HDT)的材料,以满足波峰焊接工艺要求,导电部件采用优质的黄铜镀锡,具备良好的导电性和可靠的焊接性能。

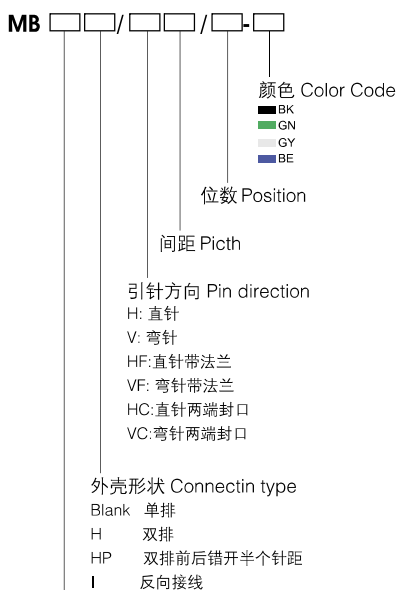
Application

Plug terminal block(MB series) is mating with plug base (MA series). It usually soldered and fixed on PCB, so it connecting or cut off PCB and wire through mating or unmating.


Advantage

The integration structure is finger proof and shake proof. High contact pressure insure good gas tightness connecting. Insulation material have fire prevention function and conductor material keep good solderability and electrical conductivity. Connection position: 2 to 24 (Assembly by 2 positions part and 3 positions part)

产品命名 Naming System



连接容量 Connect capacity



型号 Model

间距 Picth

认证 Approval

UL 数据 UL Technical Data

电压 Nom. Voltage	(V)
电流 Nom. Current	(A)
连接线径 Wire Size	(AWG)

IEC数据 IEC Technical Data

材料组别 Material Group	
过电类型 Surge Voltage Category	
污染等级 Contamination Calass	
额定电压 Rated Voltage	(V)
冲击电压 Rated Surge Voltage	(KV)
电流/导线 Current(A)/ Cross Section	

材料 Material

绝缘材料 Insulation Material	
阻燃材料 Inflammability Class	(UL94)
端子材料 Terminal Material	
端子镀层 Terminal Plating	
PCB孔径 PCB Hole Diameter	
使用温度 Operation Temperature	(°C)

位数 No.of Position

2
3
...
24

产品状态 Product Status

外形图 Dimension

MB1.5/H3.5(3.81)

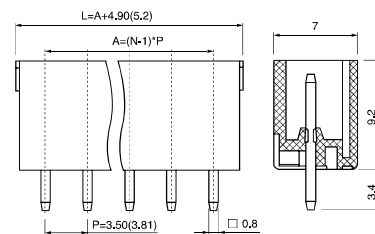
3.50mm(3.81mm)



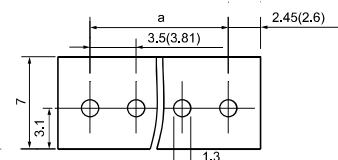
B	C	D
300		
8		
-		
I		
III	III	II
3	2	2
160	160	320
2.5	2.5	2.5
8/-		



型号 Model

MB1.5/H3.5(3.81)/2-GN
 MB1.5/H3.5(3.81)/3-GN
 ...
 MB1.5/H3.5(3.81)/24-GN



开孔图 PCB Layout





MB1.5/HF3.5(3.81)

3.50mm(3.81mm)



B	C	D
300		
8		
-		
	I	
III	III	II
3	2	2
160	160	320
2.5	2.5	2.5
	8/-	

PA
V0
黄铜 / Brass
锡 Tin-plated
ø1.3mm
-40°C~+105°C

型号 Model

MB1.5/HF3.5(3.81)/2-GN
 MB1.5/HF3.5(3.81)/3-GN
 ...
 MB1.5/HF3.5(3.81)/24-GN

MB1.5/V3.5(3.81)

3.50mm(3.81mm)



B	C	D
300		
8		
-		
	I	
III	III	II
3	2	2
160	160	320
2.5	2.5	2.5
	8/-	

PA
V0
黄铜 / Brass
锡 Tin-plated
ø1.3mm
-40°C~+105°C

型号 Model

MB1.5/V3.5(3.81)/2-GN
 MB1.5/V3.5(3.81)/3-GN
 ...
 MB1.5/V3.5(3.81)/24-GN

MB1.5/VF3.5(3.81)

3.50mm(3.81mm)

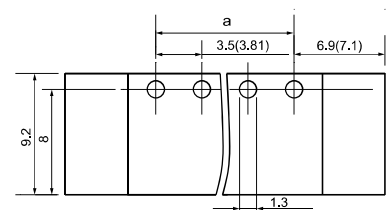
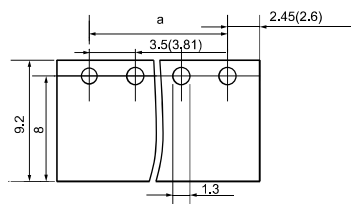
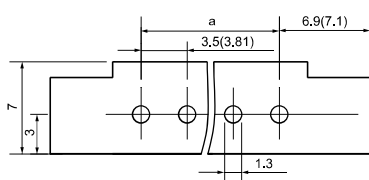
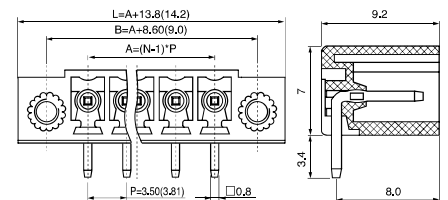
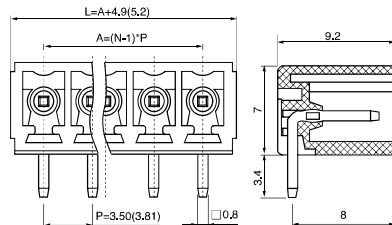
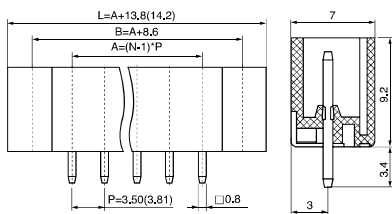


B	C	D
300		
8		
-		
	I	
III	III	II
3	2	2
160	160	320
2.5	2.5	2.5
	8/-	

PA
V0
黄铜 / Brass
锡 Tin-plated
ø1.3mm
-40°C~+105°C



型号 Model

MB1.5/VF3.5(3.81)/2-GN
 MB1.5/VF3.5(3.81)/3-GN
 ...
 MB1.5/VF3.5(3.81)/24-GN

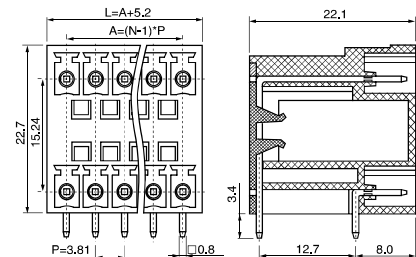
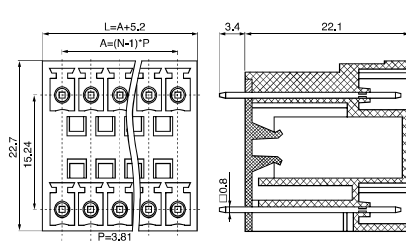


Printed Circuit Board Terminal Block—Plug-in Terminal Block Plug base MB Series

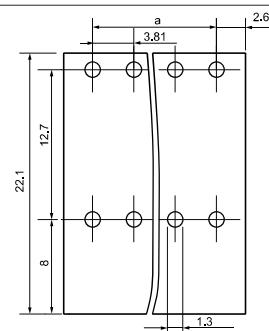
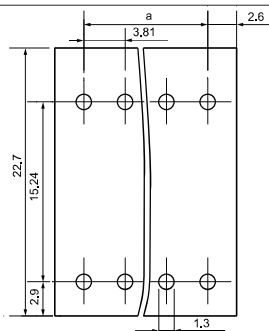
PCB印刷电路板端子-插拔式接线端子插座MB系列




型号 Model	MB1.5H/H3.81			MB1.5H/V3.81		
间距 Pitch	3.81mm			3.81mm		
认证 Approval						
UL 数据 UL Technical Data	B	C	D	B	C	D
电压 Nom.Voltage (V)	300			300		
电流 Nom.Current (A)	8			8		
连接线径 Wire Size (AWG)	-			-		
IEC数据 IEC Technical Data						
材料组别 Material Group	I			I		
过电类型 Surge Voltage Category	III	III	II	III	III	II
污染等级 Contamination Calass	3	2	2	3	2	2
额定电压 Rated Voltage (V)	160	160	320	160	160	320
冲击电压 Rated Surge Voltage (KV)	2.5	2.5	2.5	2.5	2.5	2.5
电流/导线 Current(A)/ Cross Section	8/-			8/-		
材料 Material						
绝缘材料 Insulation Material	PA			PA		
阻燃材料 Inflammability Class (UL94)	V0			V0		
端子材料 Terminal Material	黄铜 / Brass			黄铜 / Brass		
端子镀层 Terminal Plating	锡 Tin-plated			锡 Tin-plated		
PCB 孔径 PCB Hole Diameter	ø1.3mm			ø1.3mm		
使用温度 Operation Temperature (°C)	-40°C~+105°C			-40°C~+105°C		
位数 No.of Position	型号 Model			型号 Model		
	2	MB1.5H/H3.81/2-GN		2	MB1.5H/V3.81/2-GN	
	3	MB1.5H/H3.81/3-GN		3	MB1.5H/V3.81/3-GN	
	
	24	MB1.5H/H3.81/24-GN		24	MB1.5H/V3.81/24-GN	
产品状态 Product Status						
外形图 Dimension						



开孔图 PCB Layout





MB1.5H/VF3.81

3.81mm



B	C	D
300		
8		
-		
I		
III	III	II
3	2	2
160	160	320
2.5	2.5	2.5
	8/-	

PA

V0

黄铜 / Brass

锡 Tin-plated

ø1.3mm

-40°C~+105°C

型号 Model

2	MB1.5H/VF3.81/2-GN
3	MB1.5H/VF3.81/3-GN
...	...
24	MB1.5H/VF3.81/24-GN

MB2.5/H5.0(5.08)

5.00mm(5.08mm)



B	C	D
300		300
18		10
-		-
I		
III	III	II
3	2	2
320	320	630
4	4	4
	18/-	

PA

V0

黄铜 / Brass

锡 Tin-plated

ø1.6mm

-40°C~+105°C

型号 Model

2	MB2.5/H5.0(5.08)/2-GN
3	MB2.5/H5.0(5.08)/3-GN
...	...
24	MB2.5/H5.0(5.08)/24-GN

MB2.5/H7.62

7.62mm



B	C	D
300		300
18		10
-		-
I		
III	III	II
3	2	2
400	630	1000
6	6	6
	18/-	

PA

V0

黄铜 / Brass

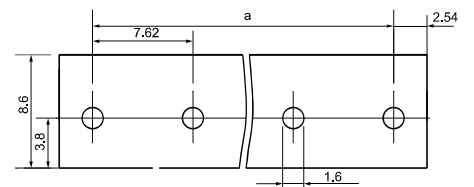
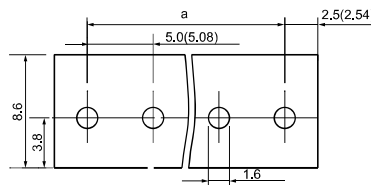
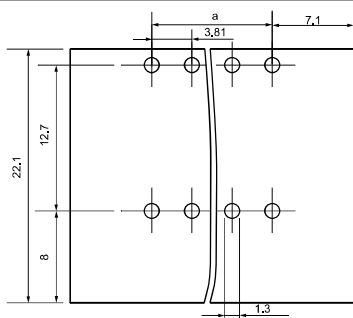
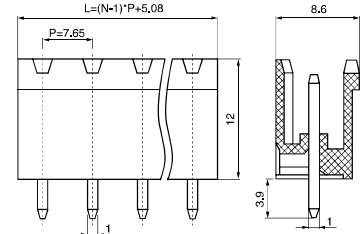
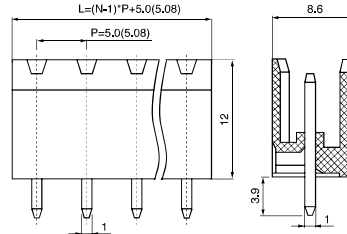
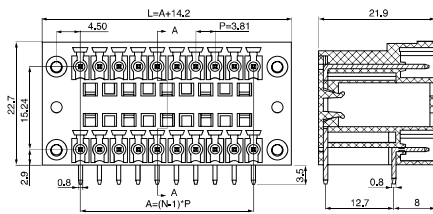
锡 Tin-plated

ø1.6mm

-40°C~+105°C


型号 Model

2	MB2.5/H7.62/2-GN
3	MB2.5/H7.62/3-GN
...	...
12	MB2.5/H7.62/12-GN

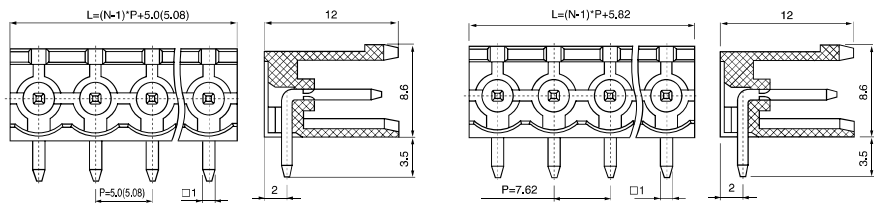


Printed Circuit Board Terminal Block—Plug-in Terminal Block Plug base MB Series

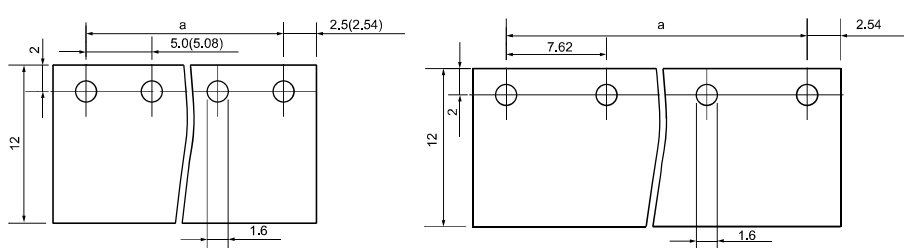
PCB印刷电路板端子-插拔式接线端子插座MB系列





型号 Model	MB2.5/V5.0(5.08)			MB2.5/V7.62		
间距 Pitch	5.00mm(5.08mm)s			7.62mm		
认证 Approval	UL CE			UL CE		
UL 数据 UL Technical Data	B	C	D	B	C	D
电压 Nom.Voltage (V)	300		300	300		300
电流 Nom.Current (A)	18		10	18		10
连接线径 Wire Size (AWG)	-		-	-		-
IEC数据 IEC Technical Data	I			I		
材料组别 Material Group	III	III	II	III	III	II
过电类型 Surge Voltage Category	3	2	2	3	2	2
污染等级 Contamination Calass	320	320	630	400	630	1000
额定电压 Rated Voltage (V)	4	4	4	6	6	6
冲击电压 Rated Surge Voltage (KV)	18/-			18/-		
电流 / 导线 Current(A)/ Cross Section	PA			PA		
材料 Material	V0			V0		
绝缘材料 Insulation Material	黄铜 / Brass			黄铜 / Brass		
阻燃材料 Inflammability Class (UL94)	锡 Tin-plated			锡 Tin-plated		
端子材料 Terminal Material	ø1.6mm			ø1.6mm		
端子镀层 Terminal Plating	-40°C~+105°C			-40°C~+105°C		
PCB 孔径 PCB Hole Diameter	型号 Model			型号 Model		
使用温度 Operation Temperature (°C)	2	MB2.5/V5.0(5.08)/2-GN		2	MB2.5/V7.62/2-GN	
	3	MB2.5/V5.0(5.08)/3-GN		3	MB2.5/V7.62/3-GN	
	
	24	MB2.5/V5.0(5.08)/24-GN		12	MB2.5/V7.62/24-GN	
位 数 No.of Position						
产品状态 Product Status						
外形图 Dimension						



开孔图 PCB Layout





MB2.5/HC5.0(5.08)

5.00mm(5.08mm)



B	C	D
300		300
18		10
-		-

I		
III	III	II
3	2	2
320	320	630
4	4	4
	18/-	

PA
V0
黄铜 / Brass
锡 Tin-plated
ø1.6mm
-40°C~+105°C

型号 Model	
2	MB2.5/HC5.0(5.08)/2-GN
3	MB2.5/HC5.0(5.08)/3-GN
...	...
24	MB2.5/HC5.0(5.08)/24-GN

MB2.5/HC7.62

7.62mm



B	C	D
300		300
18		10
-		-

I		
III	III	II
3	2	2
400	630	1000
6	6	6
	18/-	

PA
V0
黄铜 / Brass
锡 Tin-plated
ø1.6mm
-40°C~+105°C

型号 Model	
2	MB2.5/HC7.62/2-GN
3	MB2.5/HC7.62/3-GN
...	...
12	MB2.5/HC7.62/24-GN

MB2.5/VC5.0(5.08)

5.00mm(5.08mm)

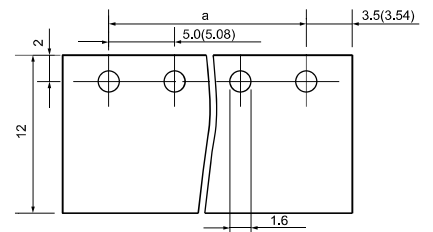
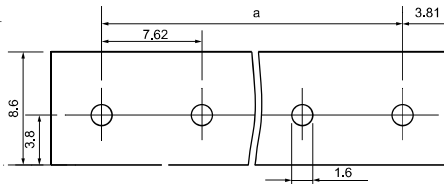
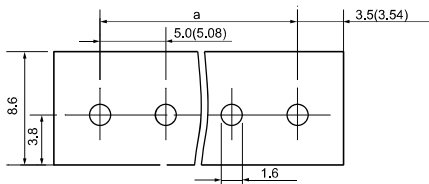
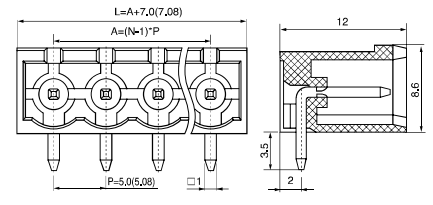
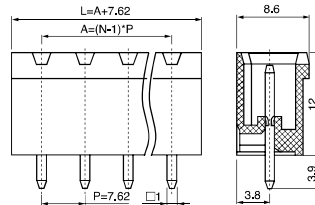
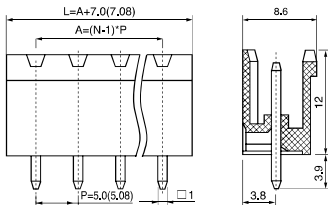


B	C	D
300		300
18		10
-		-

I		
III	III	II
3	2	2
320	320	630
4	4	4
	18/-	


PA
V0
黄铜 / Brass
锡 Tin-plated
ø1.6mm
-40°C~+105°C

型号 Model	
2	MB2.5/VC5.0(5.08)/2-GN
3	MB2.5/VC5.0(5.08)/3-GN
...	...
24	MB2.5/VC5.0(5.08)/24-GN



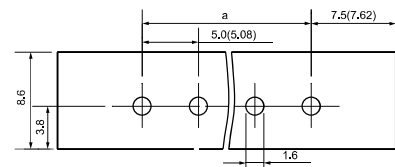
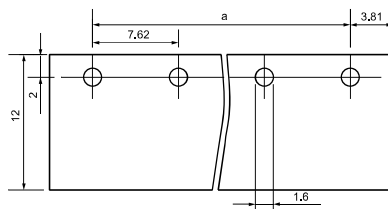
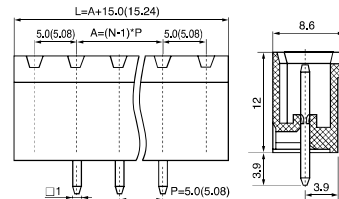
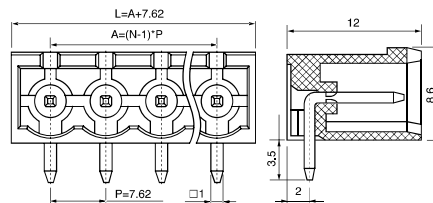
Printed Circuit Board Terminal Block—Plug-in Terminal Block Plug base MB Series


PCB印刷电路板端子-插拔式接线端子插座MB系列



型号 Model	MB2.5/VC7.62			MB2.5/HF5.0(5.08)		
间距 Pitch	7.62mm			5.00mm(5.08mm)		
认证 Approval	UL CE			UL CE		
UL 数据 UL Technical Data	B	C	D	B	C	D
电压 Nom.Voltage (V)	300		300	300		300
电流 Nom.Current (A)	18		10	18		10
连接线径 Wire Size (AWG)	-		-	-		-
IEC数据 IEC Technical Data						
材料组别 Material Group	I			I		
过电类型 Surge Voltage Category	III	III	II	III	III	II
污染等级 Contamination Calass	3	2	2	3	2	2
额定电压 Rated Voltage (V)	400	630	1000	320	320	630
冲击电压 Rated Surge Voltage (KV)	6	6	6	4	4	4
电流/导线 Current(A)/ Cross Section	18/-			18/-		
材料 Material						
绝缘材料 Insulation Material	PA			PA		
阻燃材料 Inflammability Class (UL94)	V0			V0		
端子材料 Terminal Material	黄铜 / Brass			黄铜 / Brass		
端子镀层 Terminal Plating	锡 Tin-plated			锡 Tin-plated		
PCB 孔径 PCB Hole Diameter	ø1.6mm			ø1.6mm		
使用温度 Operation Temperature (°C)	-40°C~+105°C			-40°C~+105°C		
位数 No.of Position	型号 Model			型号 Model		
	2	MB2.5/VC7.62/2-GN		2	MB2.5/HF5.0(5.08)/2-GN	
	3	MB2.5/VC7.62/3-GN		3	MB2.5/HF5.0(5.08)/3-GN	
	
	12	MB2.5/VC7.62/12-GN		24	MB2.5/HF5.0(5.08)/24-GN	
产品状态 Product Status						
外形图 Dimension						

开孔图 PCB Layout





MB2.5/HF7.62

7.62mm



B	C	D
300		300
18		10
-		-

I		
III	III	II
3	2	2
400	630	1000
6	6	6
18/-		

PA

V0

黄铜 / Brass

锡 Tin-plated

ø1.6mm

-40°C~+105°C

型号 Model

2	MB2.5/HF7.62/2-GN
3	MB2.5/HF7.62/3-GN
...	...
12	MB2.5/HF7.62/12-GN

MB2.5/VF5.0(5.08)

5.00mm(5.08mm)



B	C	D
300		300
18		10
-		-

I		
III	III	II
3	2	2
320	320	630
4	4	4
18/-		

PA

V0

黄铜 / Brass

锡 Tin-plated

ø1.6mm

-40°C~+105°C

型号 Model

2	MB2.5/VF5.0(5.08)/2-GN
3	MB2.5/VF5.0(5.08)/3-GN
...	...
24	MB2.5/VF5.0(5.08)/24-GN

MB2.5/VF7.62

7.62mm



B	C	D
300		300
18		10
-		-

I		
III	III	II
3	2	2
400	630	1000
6	6	6
18/-		

PA

V0

黄铜 / Brass

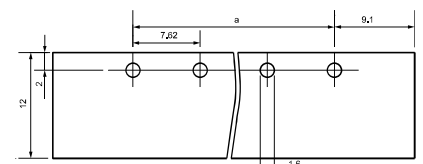
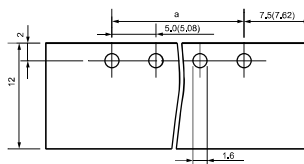
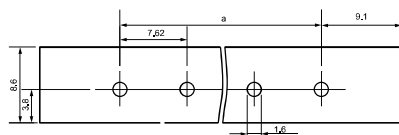
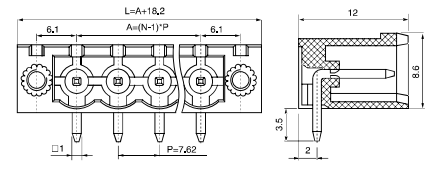
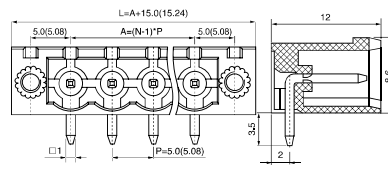
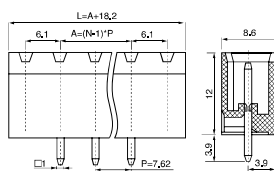
锡 Tin-plated

ø1.6mm

-40°C~+105°C


型号 Model

2	MB2.5/VF7.62/2-GN
3	MB2.5/VF7.62/3-GN
...	...
12	MB2.5/VF7.62/12-GN

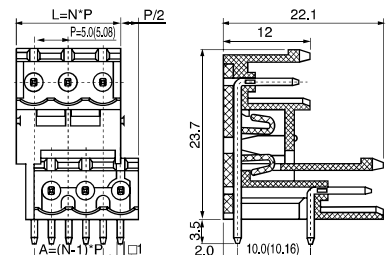
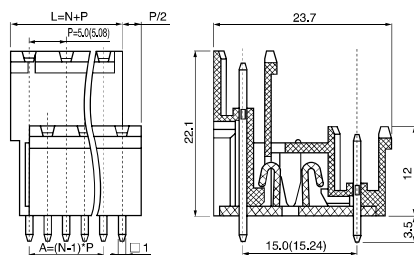


Printed Circuit Board Terminal Block—Plug-in Terminal Block Plug base MB Series

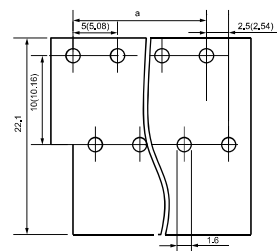
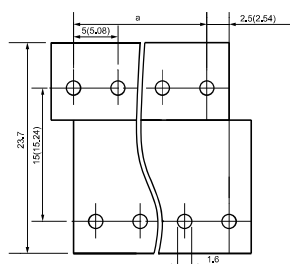
PCB印刷电路板端子-插拔式接线端子插座MB系列



型号 Model	MB2.5HP/H5.0(5.08)			MB2.5HP/V5.0(5.08)		
间距 Pitch	5.00mm(5.08mm)			5.00mm(5.08mm)		
认证 Approval						
UL 数据 UL Technical Data	B	C	D	B	C	D
电压 Nom.Voltage (V)	300		300	300		300
电流 Nom.Current (A)	18		10	18		10
连接线径 Wire Size (AWG)	-		-	-		-
IEC数据 IEC Technical Data	I			I		
材料组别 Material Group	III	III	II	III	III	II
过电类型 Surge Voltage Category	3	2	2	3	2	2
污染等级 Contamination Calass	320	320	630	320	320	630
额定电压 Rated Voltage (V)	4	4	4	4	4	4
冲击电压 Rated Surge Voltage (KV)	18/-			18/-		
电流 / 导线 Current(A)/ Cross Section	PA			PA		
材料 Material	V0			V0		
绝缘材料 Insulation Material	黄铜 / Brass			黄铜 / Brass		
阻燃材料 Inflammability Class (UL94)	锡 Tin-plated			锡 Tin-plated		
端子材料 Terminal Material	ø1.6mm			ø1.6mm		
端子镀层 Terminal Plating	-40°C~+105°C			-40°C~+105°C		
PCB 孔径 PCB Hole Diameter	型号 Model			型号 Model		
使用温度 Operation Temperature (°C)	MB2.5HP/H5.0(5.08)/2-GN			MB2.5HP/V5.0(5.08)/2-GN		
位数 No.of Position	MB2.5HP/H5.0(5.08)/3-GN			MB2.5HP/V5.0(5.08)/3-GN		
2		
3	MB2.5HP/H5.0(5.08)/24-GN			MB2.5HP/V5.0(5.08)/24-GN		
...						
24						
产品状态 Product Status						
外形图 Dimension						



开孔图 PCB Layout





MB2.5HP/HC5.0(5.08)

5.00mm(5.08mm)



B	C	D
300		300
18		10
-		-

I		
III	III	II
3	2	2
320	320	630
4	4	4
18/-		

PA

V0

黄铜 / Brass

锡 Tin-plated

ø1.6mm

-40°C~+105°C

型号 Model

MB2.5HP/HC5.0(5.08)/2-GN

MB2.5HP/HC5.0(5.08)/3-GN

...

MB2.5HP/HC5.0(5.08)/24-GN

MB2.5HP/VC5.0(5.08)

5.00mm(5.08mm)



B	C	D
300		300
18		10
-		-

I		
III	III	II
3	2	2
320	320	630
4	4	4
18/-		

PA

V0

黄铜 / Brass

锡 Tin-plated

ø1.6mm

-40°C~+105°C

型号 Model

MB2.5HP/VC5.0(5.08)/2-GN

MB2.5HP/VC5.0(5.08)/3-GN

...

MB2.5HP/VC5.0(5.08)/24-GN

MB2.5HP/HF5.0(5.08)

5.00mm(5.08mm)



B	C	D
300		300
18		10
-		-

I		
III	III	II
3	2	2
320	320	630
4	4	4
18/-		

PA

V0

黄铜 / Brass

锡 Tin-plated

ø1.6mm

-40°C~+105°C

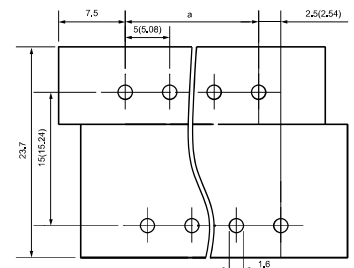
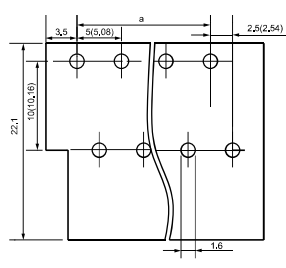
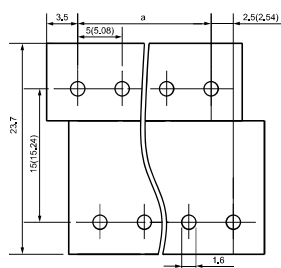
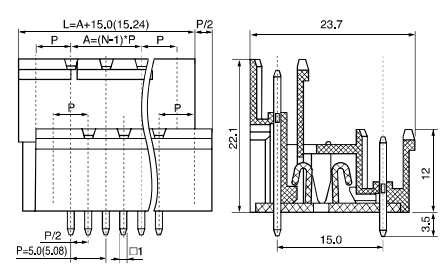
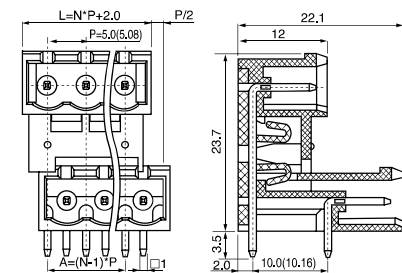
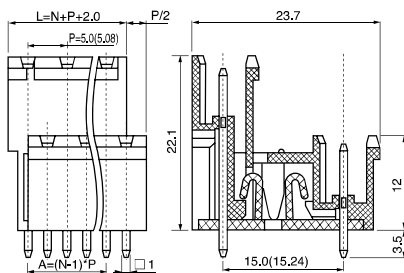
型号 Model

MB2.5HP/HF5.0(5.08)/2-GN

MB2.5HP/HF5.0(5.08)/3-GN


...

MB2.5HP/HF5.0(5.08)/24-GN

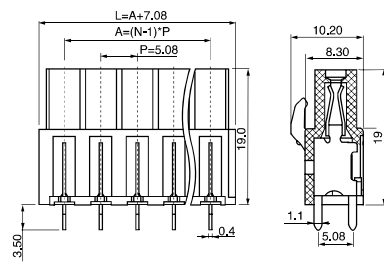
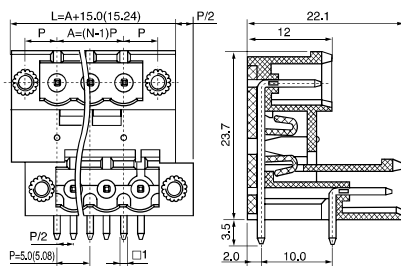


Printed Circuit Board Terminal Block—Plug-in Terminal Block Plug base MB Series

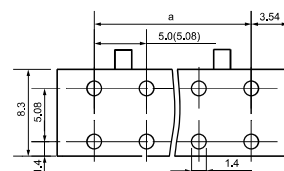
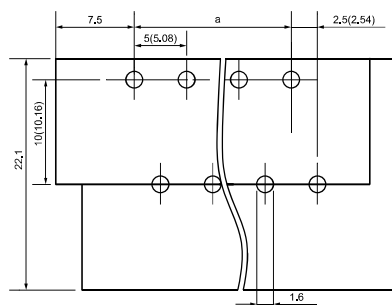
PCB印刷电路板端子-插拔式接线端子插座MB系列




型号 Model	MB2.5HP/VF5.0(5.08)			MB2.5I/H5.08		
间距 Pitch	5.00mm(5.08mm)			5.08mm		
认证 Approval						
UL 数据 UL Technical Data	B	C	D	B	C	D
电压 Nom.Voltage (V)	300		300	300		300
电流 Nom.Current (A)	18		10	18		10
连接线径 Wire Size (AWG)	-		-	-		-
IEC数据 IEC Technical Data	I			I		
材料组别 Material Group	III	III	II	III	III	II
过电类型 Surge Voltage Category	3	2	2	3	2	2
污染等级 Contamination Calass	320	320	630	320	320	630
额定电压 Rated Voltage (V)	4	4	4	4	4	4
冲击电压 Rated Surge Voltage (KV)	18/-			18/-		
电流 / 导线 Current(A)/ Cross Section	PA			PA		
材料 Material	V0			V0		
绝缘材料 Insulation Material	黄铜 / Brass			黄铜 / Brass		
阻燃材料 Inflammability Class (UL94)	锡 Tin-plated			锡 Tin-plated		
端子材料 Terminal Material	ø1.6mm			ø1.6mm		
端子镀层 Terminal Plating	-40°C~+105°C			-40°C~+105°C		
PCB 孔径 PCB Hole Diameter	型号 Model			型号 Model		
使用温度 Operation Temperature (°C)	MB2.5HP/VF5.0(5.08)/2-GN			MB2.5I/H5.08/2-GN		
位数 No.of Position	MB2.5HP/VF5.0(5.08)/3-GN			MB2.5I/H5.08/3-GN		
2		
3	MB2.5HP/VF5.0(5.08)/24-GN			MB2.5I/H5.08/24-GN		
...						
24						
产品状态 Product Status						
外形图 Dimension						



开孔图 PCB Layout





MB2.5I/V5.08

5.08mm



B	C	D
300		300
18		10
-		-

I		
III	III	II
3	2	2
320	320	630
4	4	4
18/-		

PA

V0

黄铜 / Brass

锡 Tin-plated

ø1.6mm

-40°C~+105°C

型号 Model

MB2.5I/V5.08/2-GN

MB2.5I/V5.08/3-GN

...

MB2.5I/V5.08/24-GN

MB2.5I/HF5.08

5.08mm



B	C	D
300		300
18		10
-		-

I		
III	III	II
3	2	2
320	320	630
4	4	4
18/-		

PA

V0

黄铜 / Brass

锡 Tin-plated

ø1.6mm

-40°C~+105°C

型号 Model

MB2.5I/HF5.08/2-GN

MB2.5I/HF5.08/3-GN

...

MB2.5I/HF5.08/24-GN

MB2.5I/VF5.08

5.08mm



B	C	D
300		300
18		10
-		-

I		
III	III	II
3	2	2
320	320	630
4	4	4
18/-		

PA

V0

黄铜 / Brass

锡 Tin-plated

ø1.6mm

-40°C~+105°C

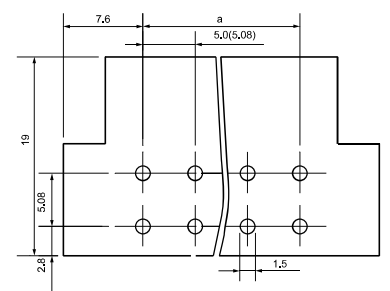
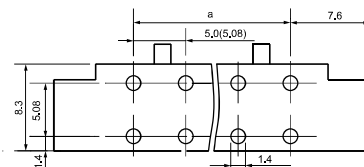
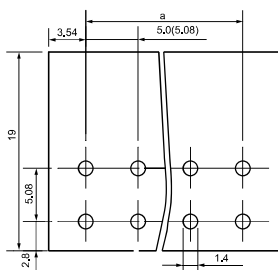
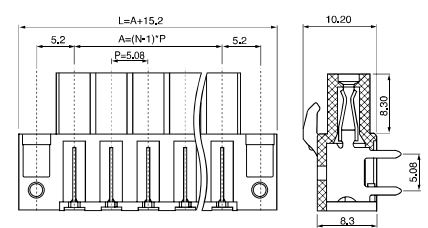
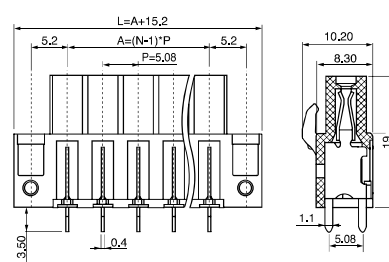
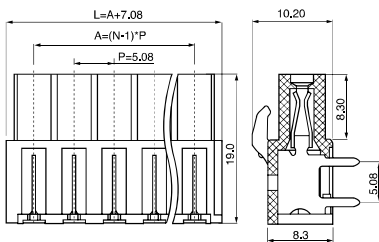
型号 Model

MB2.5I/VF5.08/2-GN


MB2.5I/VF5.08/3-GN

...

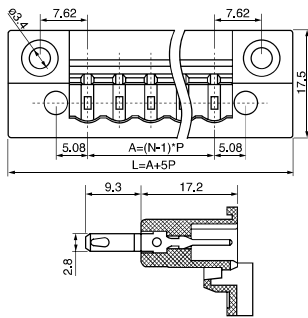
MB2.5I/VF5.08/24-GN



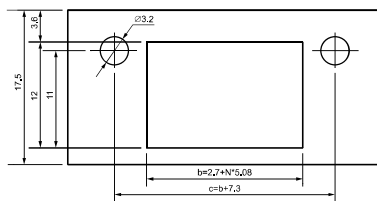
Printed Circuit Board Terminal Block—Plug-in Terminal Block Plug base MB Series
PCB印刷电路板端子-插拔式接线端子插座MB系列



型 号 Model	PM-MB2.5/HF5.08		
间 距 Pitch	5.08mm		
认 证 Approval	UL CE		
UL 数据 UL Technical Data	B	C	D
电 压 Nom.Voltage (V)	300		300
电 流 Nom.Current (A)	18		10
连接线径 Wire Size (AWG)	-		-
IEC数据 IEC Technical Data			
材料组别 Material Group	I		
过电类型 Surge Voltage Category	III	III	II
污染等级 Contamination Class	3	2	2
额定电压 Rated Voltage (V)	320	320	630
冲击电压 Rated Surge Voltage (KV)	4	4	4
电流 / 导线 Current(A)/ Cross Section	18		
材 料 Material			
绝缘材料 Insulation Material	PA		
阻燃材料 Inflammability Class (UL94)	V0		
端子材料 Terminal Material	黄铜 / Brass		
端子镀层 Terminal Plating	锡 Tin-plated		
PCB 孔径 PCB Hole Diameter	ø1.6mm		
使用温度 Operation Temperature (°C)	-40°C~+105°C		
位 数 No.of Position	型号 Model		
2	PM-MB2.5/HF5.08/2-GN		
3	PM-MB2.5/HF5.08/3-GN		
...	...		
24	PM-MB2.5/HF5.08/24-GN		
产品状态 Product Status			
外形图 Dimension			





开孔图 PCB Layout



Printed Circuit Board Terminal Block—Pin Leader Terminal Block(Plug MAP Series)

PCB印刷电路板端子-排针式插头MAP系列



概述

MAP 排针式插座属于 PCB 印刷电路板接线端子，与之配套使用的排针式插头(MBP)利用锡焊的方式固定于 PCB 板，MAP 经接线孔与导线连接之后与 MBP 对插连接，进而连接 PCB 板，此类端子可通过插拔动作轻松完成导线与 PCB 板的电流通断换。

特点

此类产品通过弹性接触连接,有较好的连接稳定性和防振功能。产品绝缘主体采用防火材料,有良好的阻燃功能;产品导体使用优质铜材料,且经过表面电镀处理,具有良好的导电性能及可焊性。产品的一体化结构,提供 2~24 位的连接点。

Application

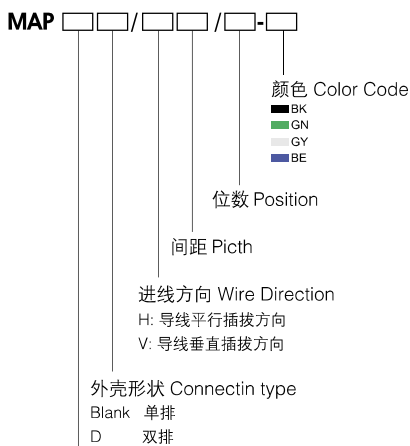
Pin header terminal block (Plug base MAP series) is mating with pin header plug MBP series which soldered on PCB. So it connecting or cut off PCB and wire through mating or unmating.

Advantage

The integration structure is finger proof and shake proof. High contact pressure insure good gas tightness connecting. Insulation material have fire prevention function and conductor material keep good electrical conductivity.

Connection position: 2 to 24 (Assembly by 2 positions part and 3 positions part)

产品命名 Naming System



连接容量 Connect capacity

型号 Model

间距 Pitch

认证 Approval

UL 数据 UL Technical Data

电压	Nom.Voltage	(V)
电流	Nom.Current	(A)
连接线径	Wire Size	(AWG)

IEC数据 IEC Technical Data

材料组别	Material Group	I
过电类型	Surge Voltage Category	III
污染等级	Contamination Calass	3
额定电压	Rated Voltage	(V)
冲击电压	Rated Surge Voltage	(KV)
电流 / 导线	Current(A)/ Cross Section	8/1.5

连接容量 Connection Capacity

单股导线	Solid	(mm)
多股导线	Strand	(mm ²)
美规导线	Wire Sizes	(AWG)
额定扭力	Torque	(N*m)
剥线长度	Stripping Length	(mm ²)

材料 Material

绝缘材料	Insulation Material	PA
阻燃等级	Inflammability Class	(UL94)
导电电压片	Contact	磷铜
螺钉	Screw	M3 钢 / M3 Steel
使用温度	Operation Temperature	(°C)

位数 No.of Position

2
3
...
24

产品状态 Product Status

外形图 Dimension

MAP1.5/V3.5

3.50mm



B C D

300		
8		
28-16		

I

III	III	II
3	2	2
160	160	320
2.5	2.5	2.5

8/1.5

0.14-1.5

0.14-1.5

28-16

0.6

8

PA

V0

磷铜

M3 钢 / M3 Steel

-40°C~+105°C

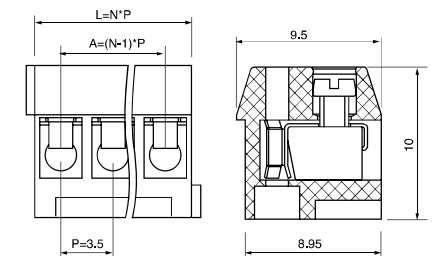
型号 Model

MAP1.5/V3.5/2-GN

MAP1.5/V3.5/3-GN

...

MAP1.5/V3.5/24-GN

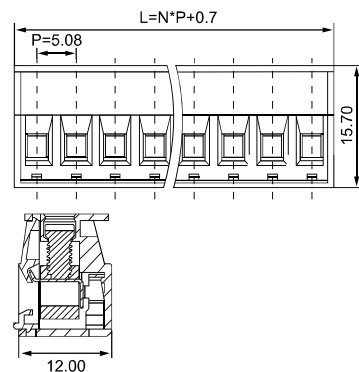
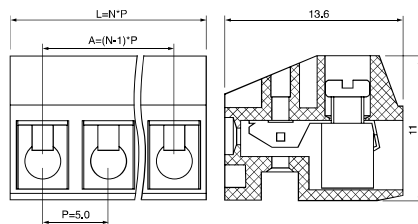


Printed Circuit Board Terminal Block—Pin Leader Terminal Block(Plug MAP Series)

PCB印刷电路板端子-排针式插头MAP系列





型 号 Model	MAP1.5/V5.0			MAP2.5H5.08		
间 距 Pitch	5.00mm			5.08mm		
认 证 Approval	UL CE			UL CE		
UL 数据 UL Technical Data	B	C	D	B	C	D
电 压 Nom.Voltage (V)	300			300		
电 流 Nom.Current (A)	10			10		
连接线径 Wire Size (AWG)	24-14			12-28		
IEC数据 IEC Technical Data	I			I		
材料组别 Material Group	III	III	II	III	III	II
过电类型 Surge Voltage Category	3	2	2	3	2	2
污染等级 Contamination Calass	250	320	630			
额定电压 Rated Voltage (V)	4	4	4			
冲击电压 Rated Surge Voltage (KV)	10/2.5					
电流 / 导线 Current(A)/ Cross Section	0.14-2.5			0.14-2.5		
连接容量 Connection Capacity	0.14-1.5			0.14-1.5		
单股导线 Solid (mm)	14-24			12-28		
多股导线 Strand (mm ²)	0.6			0.6		
美规导线 Wire Sizes (AWG)	8			7		
额定扭力 Torque (N*m)						
剥线长度 Stripping Length (mm ²)						
材 料 Material	PA			PA		
绝缘材料 Insulation Material	V0			V0		
阻燃等级 Inflammability Class (UL94)	磷铜			磷铜		
导电压片 Contact	M2.5 钢 / M2.5 Steel			M2.5 钢 / M2.5 Steel		
螺 钉 Screw	-40°C~+105°C			-40°C~+105°C		
使用温度 Operation Temperature (°C)	型号 Model			型号 Model		
位 数 No.of Position	2			MAP1.5/V5.0/2-GN		
	3			MAP1.5/V5.0/3-GN		
		
	24			MAP1.5/V5.0/24-GN		
				MAP2.5/H5.0/2-GN		
				MAP2.5/H5.0/3-GN		
				...		
				MAP2.5/H5.0/24-GN		
产品状态 Product Status						
外形图 Dimension						



Printed Circuit Board Terminal Block—Pin Leader Terminal Block(Plug Base MAP Series)

PCB印刷电路板端子-排针式插座MBP系列



概述

排针式接线端子插头MBP系列属于PCB印刷电路板接线端子。该端子通常经过锡焊方式固定于PCB板，与之配套使用的排针式插座（MAP）连接导线，通过插拔动作实现导线与PCB板之间的电流通断转换。

特点

此类产品通过弹性接触连接，有较好的连接稳定性和防振功能。产品绝缘主体采用防火材料，有良好的阻燃功能；产品导体使用优质铜材料，且经过表面电镀处理，具有良好的导电性能及可焊性。产品的一体化结构，提供2-24位的连接点。

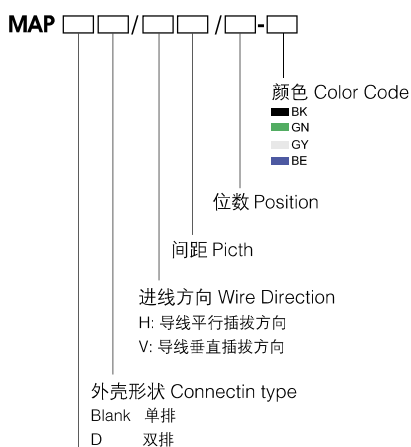
Application

Pin header terminal block (Plug MBP series) is mating with pin header plug base MAP series which connect with wire. It usually soldered and fixed on PCB, so it connecting or cut off PCB and wire through mating or unmating.

Advantage

The integration structure is shake proof. High contact pressure insure good gas tightness connecting. Insulation material have fire prevention function and conductor material keep good solderability electrical conductivity. Connection position: 2 to 24.

产品命名 Naming System

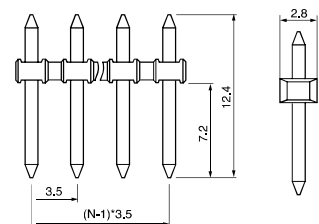


连接容量 Connect capacity

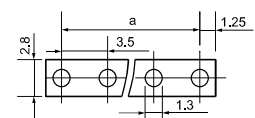
型 号 Model	MBP1.0/3.5		
间 距 Pitch	3.5mm		
认 证 Approval	UL CE		
UL 数据 UL Technical Data	B	C	D
电 压 Nom.Voltage (V)	300		
电 流 Nom.Current (A)	10		
连接线径 Wire Size (AWG)	-		
IEC数据 IEC Technical Data			
材料组别 Material Group	I		
过电类型 Surge Voltage Category	III	III	II
污染等级 Contamination Calass	3	2	2
额定电压 Rated Voltage (V)	160	160	320
冲击电压 Rated Surge Voltage (KV)	2.5	2.5	2.5
电流 / 导线 Current(A)/ Cross Section	10/-		
材 料 Material			
绝缘材料 Insulation Material	PA		
阻燃材料 Inflammability Class (UL94)	V0		
端子材料 Terminal Material	黄铜 / Brass		
端子镀层 Terminal Plating	锡 Tin-plated		
PCB 孔径 PCB Hole Diameter	ø1.3mm		
使用温度 Operation Temperature (°C)	-40°C~+105°C		
位 数 No.of Position	型号 Model		
2	MBP1.0/3.5/2-GN		
3	MBP1.0/3.5/3-GN		
...	...		
24	MBP1.0/3.5/24-GN		
产品状态 Product Status			
外形图 Dimension			

产品状态 Product Status

外形图 Dimension




开孔图 PCB Layout

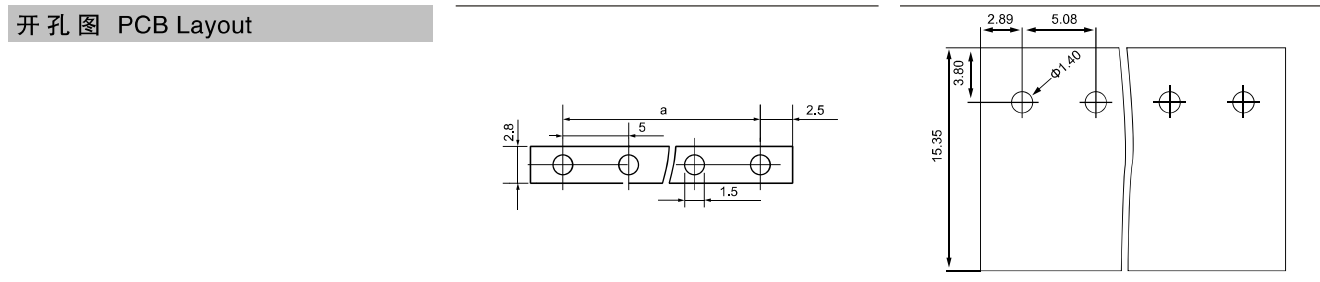
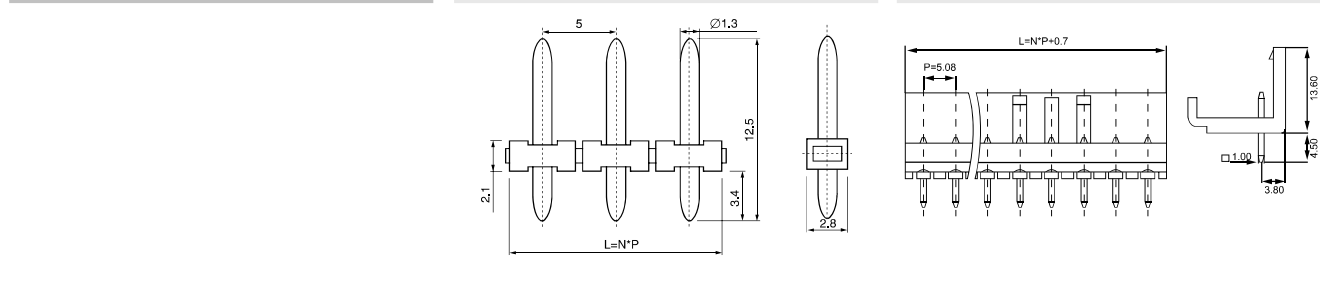


Printed Circuit Board Terminal Block—Pin Leader Terminal Block(Plug Base MAP Series)

PCB印刷电路板端子-排针式插座MBP系列



型号 Model	MBP1.3/5.0			MBP2.5H5.08		
间距 Pitch	5.00mm			5.08mm		
认证 Approval						
UL 数据 UL Technical Data	B	C	D	B	C	D
电压 Nom.Voltage (V)	300		300	300		
电流 Nom.Current (A)	18		10	10		
连接线径 Wire Size (AWG)	-		-	-		
IEC数据 IEC Technical Data						
材料组别 Material Group	I			I		
过电类型 Surge Voltage Category	III	III	II	III	III	II
污染等级 Contamination Calass	3	2	2	3	2	2
额定电压 Rated Voltage (V)	320	320	630			
冲击电压 Rated Surge Voltage (KV)	4	4	4			
电流/导线 Current(A)/ Cross Section	18/-					
材料 Material						
绝缘材料 Insulation Material	PA			PA		
阻燃材料 Inflammability Class (UL94)	V0			V0		
端子材料 Terminal Material	黄铜 / Brass			黄铜 / Brass		
端子镀层 Terminal Plating	锡 Tin-plated			锡 Tin-plated		
PCB 孔径 PCB Hole Diameter	ø1.5mm			ø1.4mm		
使用温度 Operation Temperature (°C)	-40°C~+105°C			-40°C~+105°C		
位数 No.of Position	型号 Model					
2	MBP1.3/5.0/2-GN			MBP2.5/H5.08/2-GN		
3	MBP1.3/5.0/3-GN			MBP2.5/H5.08/3-GN		
...		
24	MBP1.3/5.0/24-GN			MBP2.5/H5.08/24-GN		
产品状态 Product Status						
外形图 Dimension						



PRINTED CIRCUIT BOARD TERMINAL BLOCKS


PCB 接线端子

BU 系列

BU 系列产品属于美日式接线端子，又因其外壳隔板呈栅栏状排列，被称为栅栏式接线端子。该结构产品以其独特的螺钉压板式稳定可靠连接设计和高电压、大电流使用功能特点，被工业控制、电源等行业广泛推广使用。

BU Series

BU model product belongs to American-Japanese style terminal block. Its external space plate looks like the fence, therefore, it is also called fence style terminal. This product is characterized by the screw and pressing plate structure, stable and reliable connecting design, high voltage and large current. It is widely promoted and used in some industries such as industrial control and power.




特点

- 接点强度高，接触面积大；
- 大电流，较高电压；
- 可靠的气密连接；
- 无论单芯线或多股线皆可直接连接或用导线端头连接。该系列产品采用一体化结构，可以提供 02~32 位的任意位数。材料选择方面，塑料具有高的热变形温度 (HDT) 的材料，以满足波峰焊接工艺要求，导电部件采用优质的黄铜镀锡，具备良好的导电性和可靠的焊接性能，螺钉采用优质钢材，保证高的扭力。金属表面，均有电镀层，以保护良好的电气性能。


Advantage

- Contact high strength, large contact area
- High current, high voltage
- Reliable air tight connection.
- Regardless of the single core wire or multi strand can be directly connected or end head connected by wires. The series of products adopt integrated structure, can provide any number of 02~32 bits. The choice of materials, plastics with high heat deformation temperature (HDT) of the material, in order to meet the requirements of process of wave soldering, conductive parts are made of high quality brass tin, has good conductivity and reliable welding performance, the screw is made of high quality steel, high button force. Metal surface plating layer, are, in order to protect the good electrical properties.



Printed Circuit Board Terminal Block—U.S.Type Terminal Block(BU Series)

PCB印刷电路板端子-美、日式接线端子BU系列



概述

美式接线端子(BU Series)以其独特的压板式设计和大功率特点,被工业控制和电源等行业广泛采用。

特点

- 接点强度高,接触面积大;
- 大电流,较高电压;
- 可靠的气密连接;
- 无论单芯线或多股线皆可直接连接或用导线端头连接。

该系列采用一体化结构,可以提供02~32位的任意位数。材料选择方面,塑料件具有高的热变形温度(HDT)的材料,以满足波峰焊接工艺要求,导电部件采用优质的黄铜镀锡,具备良好的导电性和可靠的焊接性能,螺钉采用优质铜材,保证高的扭力。金属表面,均有电镀层,以保证良好的电气性能。

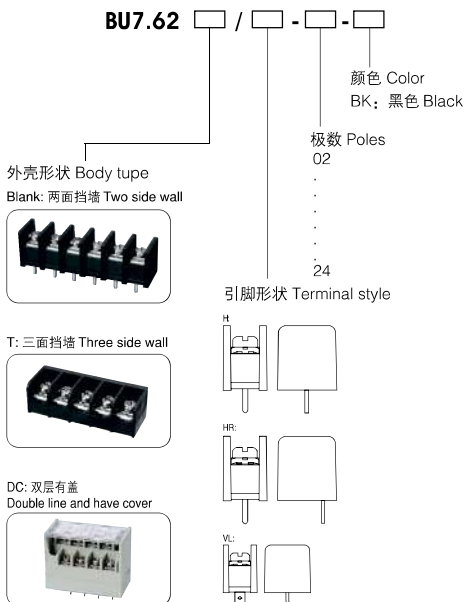
Application

U.S.Type terminal block is widely used in industry and power supply.

Advantage

This type of terminal block is appropriate for strand wire and solid wire direct-connected or connected with cable cleat. The contact surface is big enough and keep nice gas tightness connecting insure strong current get through safely. Insulation material have nice fire prevention function and conductor material keep good solderability and conductivity. The integration struture have many positions for choice: 2 to 24 positions.

产品命名 Naming System



型 号 Model

间 距 Pitch

认 证 Approval

产品规格 Specification

绝缘外壳 Housing
端 子 Terminal
螺 钉 Screw
端 盖 Cover
使用温度 Opeation Temperature
额定负载 Rated Current
绝缘阻抗 Insulation Resistance
PCB 孔径 PCB Hole Dia
接线容量 Wire Size
额定力矩 Screw torque

产品状态 Product Status

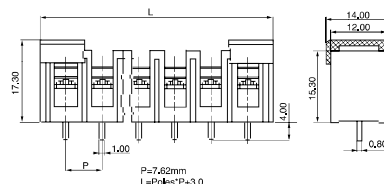
外形图 Dimension

BU7.62/H

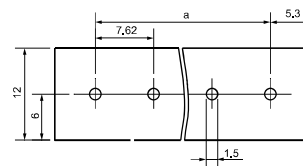
7.62mm



PBT UL94 V-0
黄铜、镀锡
M3, 铁, 镍镀层
无端盖(供选择)
-40°C~+105°C
10A/300V
DC1000V 1000MΩ 以上
ø1.5mm
22~14AWG
0.8N.m



开孔图 PCB Layout

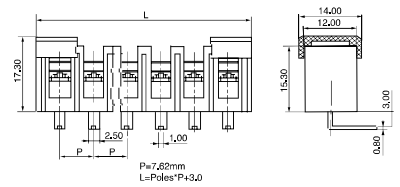
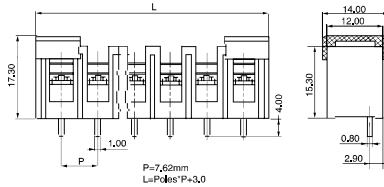


Printed Circuit Board Terminal Block—U.S.Type Terminal Block(BU Series)

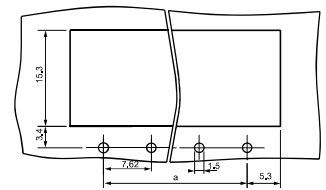
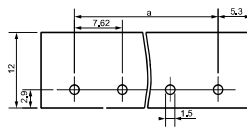
PCB印刷电路板端子-美、日式接线端子BU系列



型号 Model	BU7.62/HR	BU7.62/VL
间距 Pitch	7.62mm	7.62mm
认证 Approval		
产品规格 Specification		
绝缘外壳 Housing	PBT UL94 V-0	PBT UL94 V-0
端子 Terminal	黄铜、镀锡	黄铜、镀锡
螺钉 Screw	M3, 铁, 镍镀层	M3, 铁, 镍镀层
端盖 Cover	无端盖(供选择)	无端盖(供选择)
使用温度 Operation Temperature	-40°C~+105°C	-40°C~+105°C
额定负载 Rated Current	10A/300V	10A/300V
绝缘阻抗 Insulation Resistance	DC1000V 1000MΩ 以上	DC1000V 1000MΩ 以上
PCB 孔径 PCB Hole Dia	ø1.5mm	ø1.5mm
接线容量 Wire Size	22~14AWG	22~14AWG
额定力矩 Screw torque	0.8N.m	0.8N.m
产品状态 Product Status		
外形图 Dimension		




开孔图 PCB Layout



Printed Circuit Board Terminal Block—U.S.Type Terminal Block(BU Series)

PCB印刷电路板端子-美、日式接线端子BU系列



概述

美式接线端子(BU Series)以其独特的压板式设计和大功率特点,被工业控制和电源等行业广泛采用。

特点

- 接点强度高,接触面积大;
- 大电流,较高电压;
- 可靠的气密连接;
- 无论单芯线或多股线皆可直接连接或用导线端头连接。

该系列采用一体化结构,可以提供02~32位的任意位数。材料选择方面,塑料件具有高的热变形温度(HDT)的材料,以满足波峰焊接工艺要求,导电部件采用优质的黄铜镀锡,具备良好的导电性和可靠的焊接性能,螺钉采用优质铜材,保证高的扭力。金属表面,均有电镀层,以保证良好的电气性能。

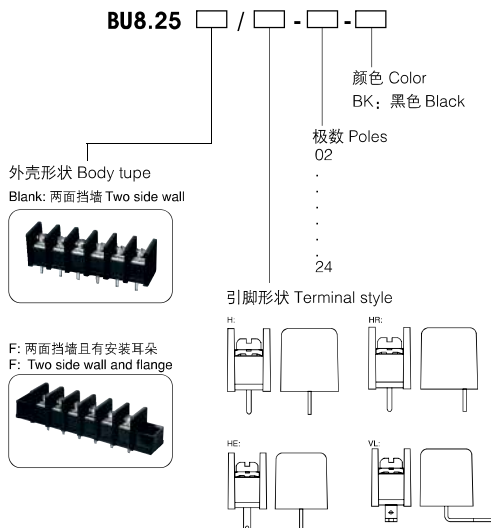
Application

U.S.Type terminal block is widely used in industry and power supply.

Advantage

This type of terminal block is appropriate for strand wire and solid wire direct-connected or connected with cable cleat. The contact surface is big enough and keep nice gas tightness connecting insure strong current get through safely. Insulation material have nice fire prevention function and conductor material keep good solderability and conductivity. The integration struture have many positions for choice: 2 to 24 positions.

产品命名 Naming System



型号 Model

间距 Pitch

认证 Approval

产品规格 Specification

绝缘外壳 Housing
端子 Terminal
螺钉 Screw
端盖 Cover
使用温度 Operation Temperature
额定负载 Rated Current
绝缘阻抗 Insulation Resistance
PCB 孔径 PCB Hole Dia
接线容量 Wire Size
额定力矩 Screw torque

产品状态 Product Status

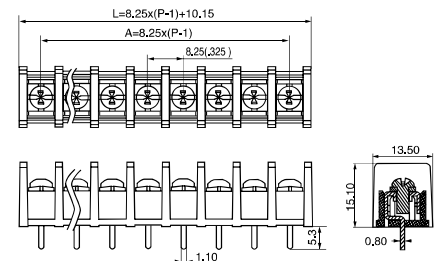
外形图 Dimension

BU8.255/H

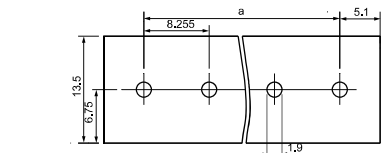
8.255mm



PBT UL94 V-0
黄铜、镀锡
M3, 铁, 镍镀层
无盖
-40°C~+105°C
20A/300V
DC1000V 1000MΩ 以上
ø1.9mm
22~14AWG
0.8N.m



开孔图 PCB Layout





BU8.255/HR

8.255mm



PBT UL94 V-0

黄铜、镀锡

M3, 铁, 镍镀层

无盖

-40°C~+105°C

20A/300V

DC1000V 1000MΩ 以上

ø1.9mm

22~14 AWG

0.8N.m

BU8.255/HE

8.255mm



PBT UL94 V-0

黄铜、镀锡

M3, 铁, 镍镀层

无盖

-40°C~+105°C

20A/300V

DC1000V 1000MΩ 以上

ø1.9mm

22~14 AWG

0.8N.m

BU8.255/VL

8.255mm



PBT UL94 V-0

黄铜、镀锡

M3, 铁, 镍镀层

无盖

-40°C~+105°C

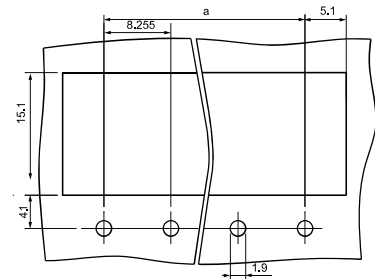
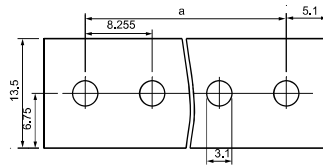
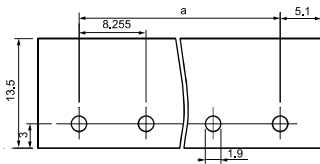
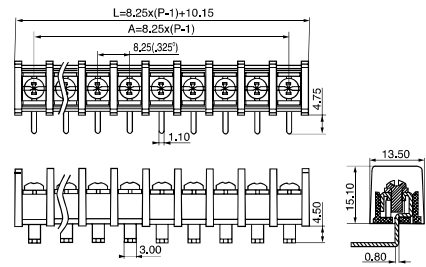
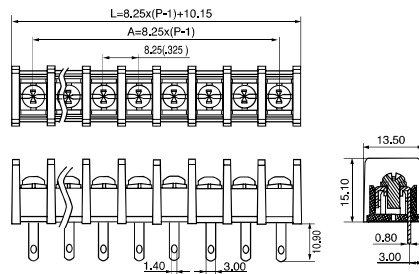
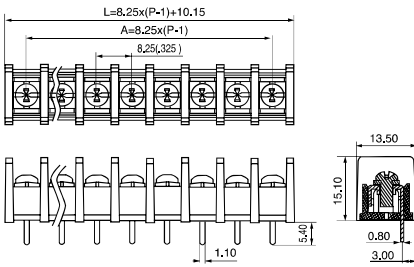
20A/300V

DC1000V 1000MΩ 以上

ø1.9mm

22~14 AWG

0.8N.m

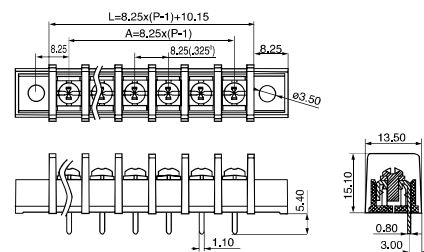
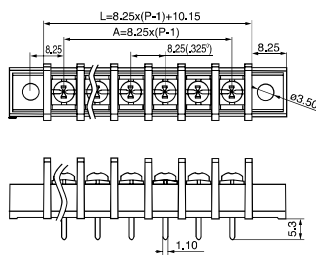


Printed Circuit Board Terminal Block—U.S.Type Terminal Block(BU Series)

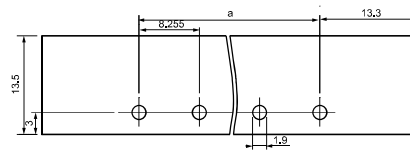
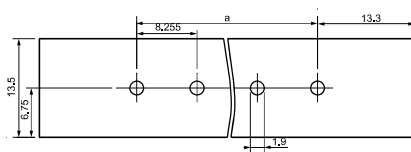
PCB印刷电路板端子-美、日式接线端子BU系列



型号 Model	BU8.255F/H	BU8.255F/HR
间距 Pitch	8.255mm	8.255mm
认证 Approval		
产品规格 Specification		
绝缘外壳 Housing	PBT UL94 V-0	PBT UL94 V-0
端子 Terminal	黄铜、镀锡	黄铜、镀锡
螺钉 Screw	M3, 铁, 镍镀层	M3, 铁, 镍镀层
端盖 Cover	无盖	无盖
使用温度 Operation Temperature	-40°C~+105°C	-40°C~+105°C
额定负载 Rated Current	20A/300V	20A/300V
绝缘阻抗 Insulation Resistance	DC1000V 1000MΩ 以上	DC1000V 1000MΩ 以上
PCB 孔径 PCB Hole Dia	ø1.9mm	ø1.9mm
接线容量 Wire Size	22~14AWG	22~14AWG
额定力矩 Screw torque	0.8N.m	0.8N.m
产品状态 Product Status		
外形图 Dimension		



开孔图 PCB Layout





BU8.255F/HE

8.255mm



PBT UL94 V-0

黄铜、镀锡

M3, 铁, 镍镀层

无盖

-40°C~+105°C

20A/300V

DC1000V 1000MΩ 以上

ø1.9mm

22~14AWG

0.8N.m

BU8.255F/VL

8.255mm



PBT UL94 V-0

黄铜、镀锡

M3, 铁, 镍镀层

无盖

-40°C~+105°C

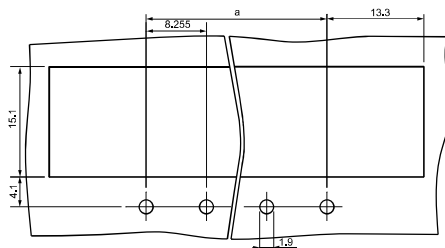
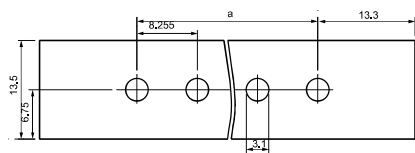
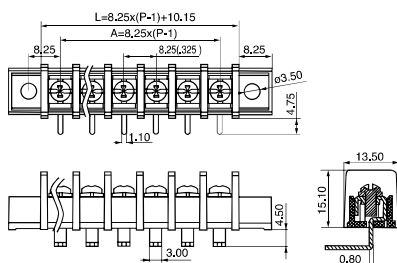
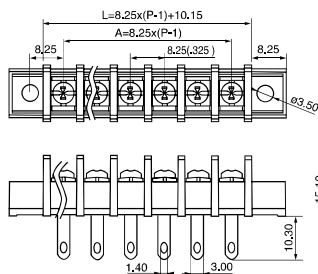
20A/300V

DC1000V 1000MΩ 以上

ø1.9mm


22~14AWG

0.8N.m



Printed Circuit Board Terminal Block—U.S.Type Terminal Block(BU Series)

PCB印刷电路板端子-美、日式接线端子BU系列



概述

美式接线端子(BU Series)以其独特的压板式设计和大功率特点, 被工业控制和电源等行业广泛采用。

特点

- 接点强度高, 接触面积大;
- 大电流, 较高电压; ■ 可靠的气密连接;
- 无论单芯线或多股线皆可直接连接或用导线端头连接。该系列采用一体化结构, 可以提供02~32位的任意位数。材料选择方面, 塑料件具有高的热变形温度(HDT)的材料, 以满足波峰焊接工艺要求, 导电部件采用优质的黄铜镀锡, 具备良好的导电性和可靠的焊接性能, 螺钉采用优质铜材, 保证高的扭力。金属表面, 均有电镀层, 以保证良好的电气性能。

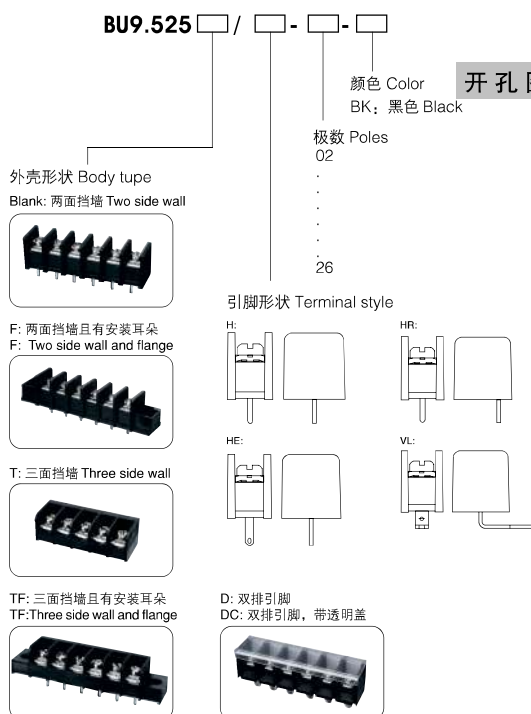
Application

U.S.Type terminal block is widely used in industry and power supply.

Advantage

This type of terminal block is appropriate for strand wire and solid wire direct-connected or connected with cable cleat. The contact surface is big enough and keep nice gas tightness connecting insure strong current get through safely. Insulation material have nice fire prevention function and conductor material keep good solderability and conductivity. The integration struture have many positions for choice: 2 to 24 positions.

产品命名 Naming System



型号 Model

间距 Pitch

认证 Approval

产品规格 Specification

绝缘外壳 Housing	
端子 Terminal	
螺钉 Screw	
端盖 Cover	
使用温度 Operation Temperature	
额定负载 Rated Current	
绝缘阻抗 Insulation Resistance	
PCB 孔径 PCB Hole Dia	
接线容量 Wire Size	
额定力矩 Screw torque	

产品状态 Product Status

外形图 Dimension

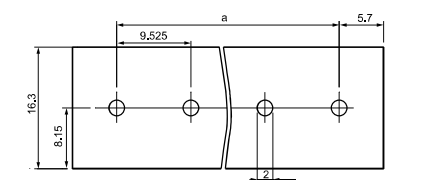
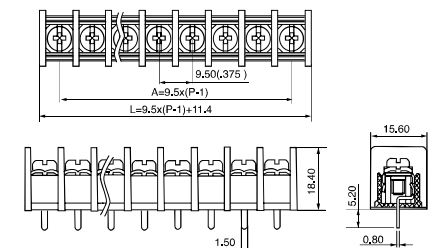
BU9.525/H

9.525mm



PBT UL94 V-0
黄铜、镀锡
M4, 铁, 镍镀层
无盖
-40°C~+105°C
25A/300V
DC1000V 1000MΩ 以上
ø2.0mm
22~12AWG
1.2N.m

开孔图 PCB Layout





BU9.525/HR

9.525mm



PBT UL94 V-0

黄铜、镀锡

M4, 铁, 镍镀层

无盖

-40°C~+105°C

25A/300V

DC1000V 1000MΩ 以上

ø2.0mm

22~12AWG

1.2N.m

BU9.525/HE

9.525mm



PBT UL94 V-0

黄铜、镀锡

M4, 铁, 镍镀层

无盖

-40°C~+105°C

25A/300V

DC1000V 1000MΩ 以上

ø2.0mm

22~12AWG

1.2N.m

BU9.525/VL

9.525mm



PBT UL94 V-0

黄铜、镀锡

M4, 铁, 镍镀层

无盖

-40°C~+105°C

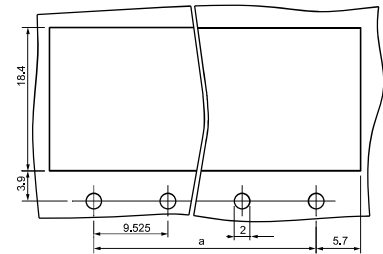
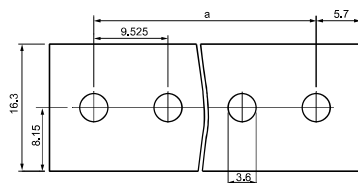
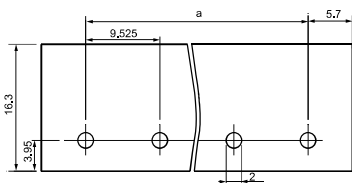
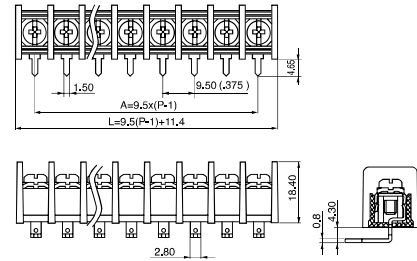
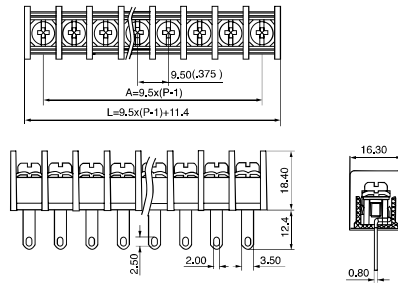
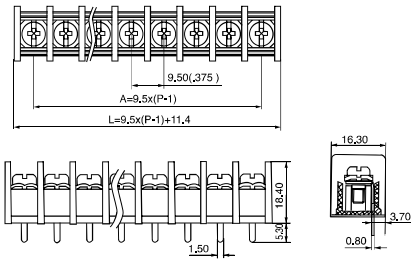
25A/300V

DC1000V 1000MΩ 以上

ø2.0mm

22~12AWG

1.2N.m

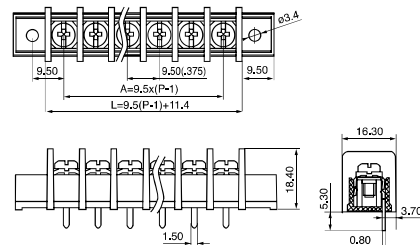
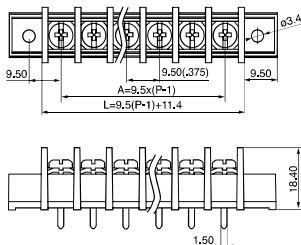


Printed Circuit Board Terminal Block—U.S.Type Terminal Block(BU Series)

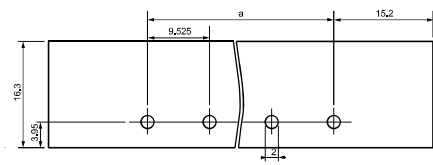
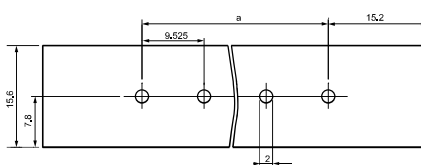
PCB印刷电路板端子-美、日式接线端子BU系列



型号 Model	BU9.525F/H	BU9.525F/HR
间距 Pitch	9.525mm	9.525mm
认证 Approval		
产品规格 Specification		
绝缘外壳 Housing	PBT UL94 V-0	PBT UL94 V-0
端子 Terminal	黄铜、镀锡	黄铜、镀锡
螺钉 Screw	M4, 铁, 镍镀层	M4, 铁, 镍镀层
端盖 Cover	无盖	无盖
使用温度 Operation Temperature	-40°C~+105°C	-40°C~+105°C
额定负载 Rated Current	25A/300V	25A/300V
绝缘阻抗 Insulation Resistance	DC1000V 1000MΩ 以上	DC1000V 1000MΩ 以上
PCB 孔径 PCB Hole Dia	ø2.0mm	ø2.0mm
接线容量 Wire Size	22~12AWG	22~12AWG
额定力矩 Screw torque	1.2N.m	1.2N.m
产品状态 Product Status		
外形图 Dimension		



开孔图 PCB Layout

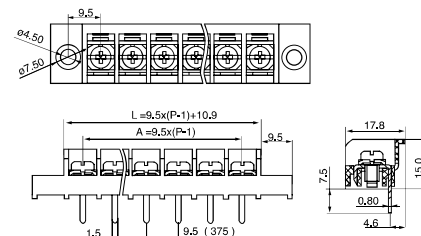
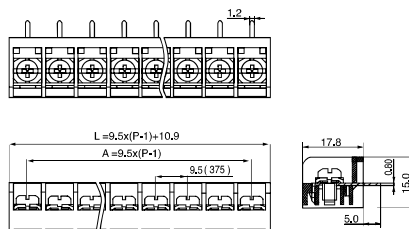


Printed Circuit Board Terminal Block—U.S.Type Terminal Block(BU Series)

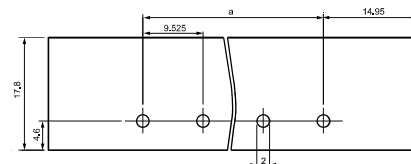
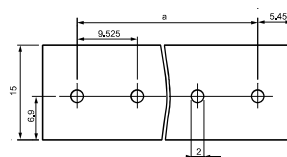
PCB印刷电路板端子-美、日式接线端子BU系列



型号 Model	BU9.525T/VB	BU9.525TF/HR
间距 Pitch	9.525mm	9.525mm
认证 Approval		
产品规格 Specification		
绝缘外壳 Housing	PBT UL94 V-0	PBT UL94 V-0
端子 Terminal	黄铜、镀锡	黄铜、镀锡
螺钉 Screw	M4, 铁, 镍镀层	M4, 铁, 镍镀层
端盖 Cover	无盖	无盖
使用温度 Operation Temperature	-40°C~+105°C	-40°C~+105°C
额定负载 Rated Current	25A/300V	25A/300V
绝缘阻抗 Insulation Resistance	DC1000V 1000MΩ 以上	DC1000V 1000MΩ 以上
PCB 孔径 PCB Hole Dia	ø2.0mm	ø2.0mm
接线容量 Wire Size	22~12AWG	22~12AWG
额定力矩 Screw torque	1.2N.m	1.2N.m
产品状态 Product Status		
外形图 Dimension		



开孔图 PCB Layout





BU9.525TF/VB

9.525mm



PBT UL94 V-0

黄铜、镀锡

M4, 铁, 镍镀层

无盖

-40°C~+105°C

25A/300V

DC1000V 1000MΩ 以上

ø2.0mm

22~12AWG

1.2N.m

BU9.525D/H

9.525mm



PBT UL94 V-0

黄铜、镀金

M4, 铁, 镀镍层

无盖

-40°C~+105°C

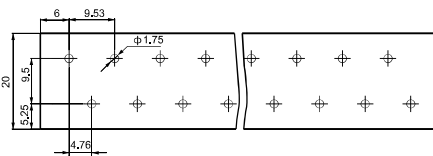
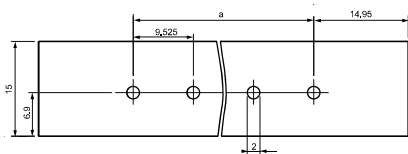
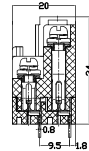
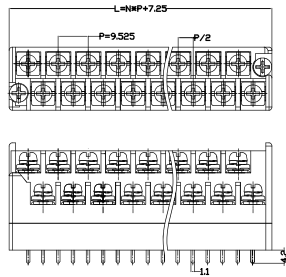
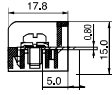
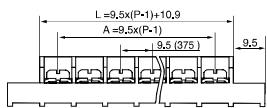
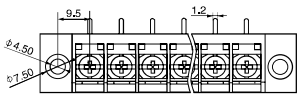
15A/300V

DC1000V 1000MΩ 以上

ø2.0mm


22~12AWG

1.2N.m



Printed Circuit Board Terminal Block—U.S.Type Terminal Block(BU Series)

PCB印刷电路板端子-美、日式接线端子BU系列



概述

美式接线端子(BU Series)以其独特的压板式设计和大功率特点,被工业控制和电源等行业广泛采用。

特点

- 接点强度高,接触面积大;
- 大电流,较高电压; ■ 可靠的气密连接;
- 无论单芯线或多股线皆可直接连接或用导线端头连接。

该系列采用一体化结构,可以提供02~32位的任意位数。材料选择方面,塑料件具有高的热变形温度(HDT)的材料,以满足波峰焊接工艺要求,导电部件采用优质的黄铜镀锡,具备良好的导电性和可靠的焊接性能,螺钉采用优质铜材,保证高的扭力。金属表面,均有电镀层,以保证良好的电气性能。

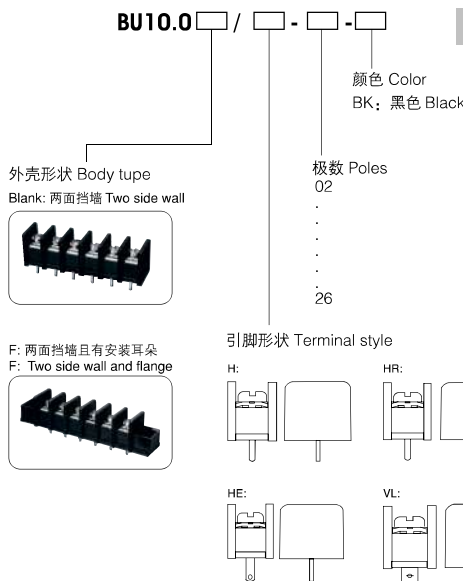
Application

U.S.Type terminal block is widely used in industry and power supply.

Advantage

This type of terminal block is appropriate for strand wire and solid wire direct-connected or connected with cable cleat. The contact surface is big enough and keep nice gas tightness connecting insure strong current get through safely. Insulation material have nice fire prevention function and conductor material keep good solderability and conductivity. The integration struture have many positions for choice: 2 to 24 positions.

产品命名 Naming System



型号 Model

间距 Pitch

认证 Approval

产品规格 Specification

绝缘外壳 Housing	PBT UL94 V-0
端子 Terminal	黄铜、镀锡
螺钉 Screw	M4, 铁, 镍镀层
端盖 Cover	无盖
使用温度 Operation Temperature	-40°C~+105°C
额定负载 Rated Current	25A/300V
绝缘阻抗 Insulation Resistance	DC1000V 1000MΩ 以上
PCB 孔径 PCB Hole Dia	φ2.0mm
接线容量 Wire Size	22~12AWG
额定力矩 Screw torque	1.2N.m

产品状态 Product Status

外形图 Dimension

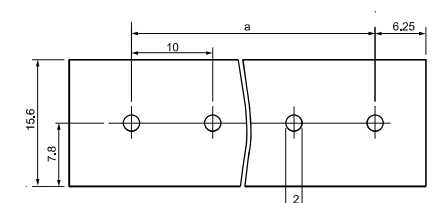
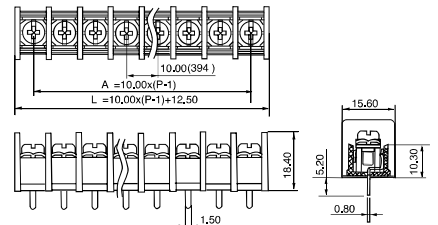
BU10/H

10.0mm



绝缘外壳 Housing	PBT UL94 V-0
端子 Terminal	黄铜、镀锡
螺钉 Screw	M4, 铁, 镍镀层
端盖 Cover	无盖
使用温度 Operation Temperature	-40°C~+105°C
额定负载 Rated Current	25A/300V
绝缘阻抗 Insulation Resistance	DC1000V 1000MΩ 以上
PCB 孔径 PCB Hole Dia	φ2.0mm
接线容量 Wire Size	22~12AWG
额定力矩 Screw torque	1.2N.m

开孔图 PCB Layout





BU10/HR

10.0mm



PBT UL94 V-0

黄铜、镀锡

M4, 铁, 镍镀层

无盖

-40°C~+105°C

25A/300V

DC1000V 1000MΩ 以上

ø2.0mm

22~12AWG

1.2N.m

BU10/HE

10.0mm



PBT UL94 V-0

黄铜、镀锡

M4, 铁, 镍镀层

无盖

-40°C~+105°C

25A/300V

DC1000V 1000MΩ 以上

ø2.0mm

22~12AWG

1.2N.m

BU10/VL

10.0mm



PBT UL94 V-0

黄铜、镀锡

M4, 铁, 镍镀层

无盖

-40°C~+105°C

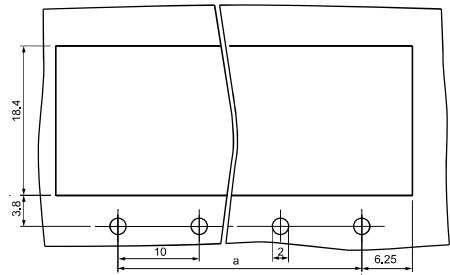
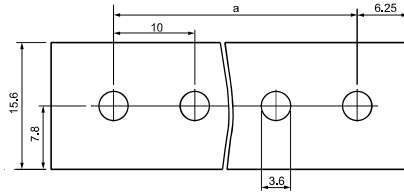
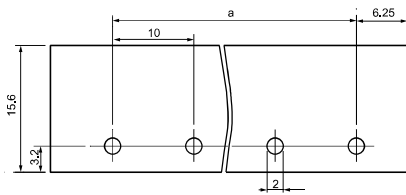
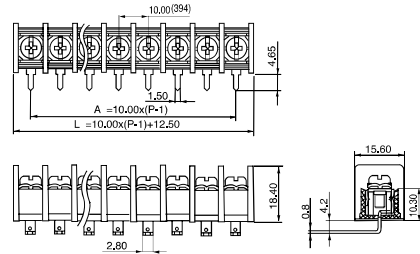
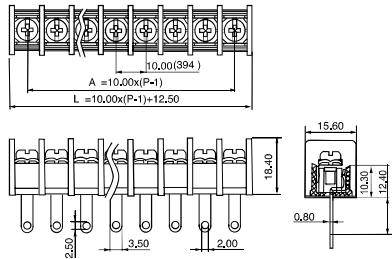
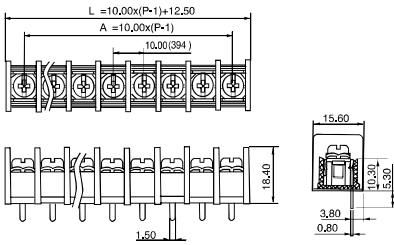
25A/300V

DC1000V 1000MΩ 以上

ø2.0mm

22~12AWG

1.2N.m

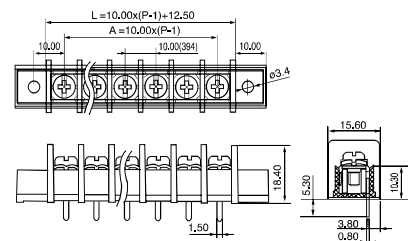
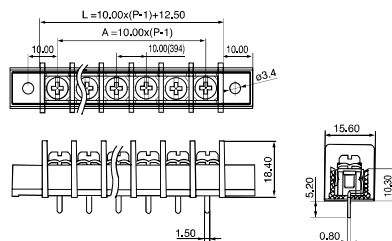


Printed Circuit Board Terminal Block—U.S.Type Terminal Block(BU Series)

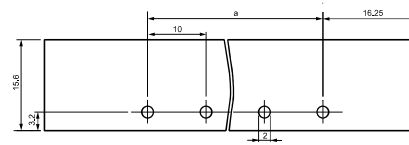
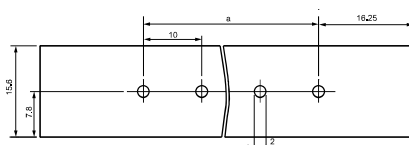
PCB印刷电路板端子-美、日式接线端子BU系列



型号 Model	BU10F/H	BU10F/HR
间距 Pitch	10.0mm	10.0mm
认证 Approval		
产品规格 Specification		
绝缘外壳 Housing	PBT UL94 V-0	PBT UL94 V-0
端子 Terminal	黄铜、镀锡	黄铜、镀锡
螺钉 Screw	M4, 铁, 镍镀层	M4, 铁, 镍镀层
端盖 Cover	无盖	无盖
使用温度 Operation Temperature	-40°C~+105°C	-40°C~+105°C
额定负载 Rated Current	25A/300V	25A/300V
绝缘阻抗 Insulation Resistance	DC1000V 1000MΩ 以上	DC1000V 1000MΩ 以上
PCB 孔径 PCB Hole Dia	ø2.0mm	ø2.0mm
接线容量 Wire Size	22~12AWG	22~12AWG
额定力矩 Screw torque	1.2N.m	1.2N.m
产品状态 Product Status		
外形图 Dimension		



开孔图 PCB Layout





BU10F/HE

10.0mm



PBT UL94 V-0

黄铜、镀锡

M4, 铁, 镍镀层

无盖

-40°C~+105°C

25A/300V

DC1000V 1000MΩ 以上

ø2.0mm

22~12AWG

1.2N.m

BU10F/VL

10.0mm



PBT UL94 V-0

黄铜、镀锡

M4, 铁, 镍镀层

无盖

-40°C~+105°C

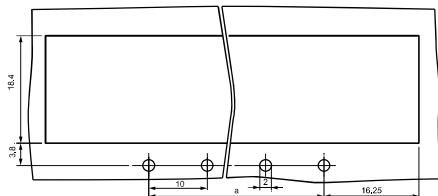
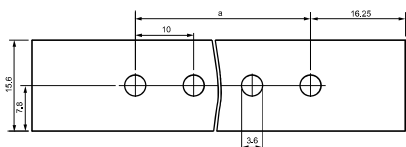
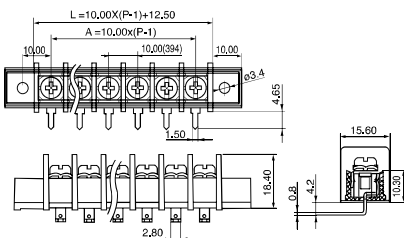
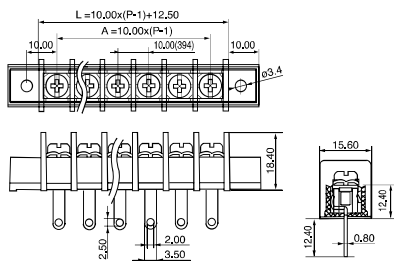
25A/300V

DC1000V 1000MΩ 以上

ø2.0mm


22~12AWG

1.2N.m



Printed Circuit Board Terminal Block—U.S.Type Terminal Block(BU Series)

PCB印刷电路板端子-美、日式接线端子BU系列



概述

美式接线端子(BU Series)以其独特的压板式设计和大功率特点,被工业控制和电源等行业广泛采用。

特点

- 接点强度高,接触面积大;
- 大电流,较高电压; ■ 可靠的气密连接;
- 无论单芯线或多股线皆可直接连接或用导线端头连接。该系列采用一体化结构,可以提供02~32位的任意位数。材料选择方面,塑料件具有高的热变形温度(HDT)的材料,以满足波峰焊接工艺要求,导电部件采用优质的黄铜镀锡,具备良好的导电性和可靠的焊接性能,螺钉采用优质铜材,保证高的扭力。金属表面,均有电镀层,以保证良好的电气性能。

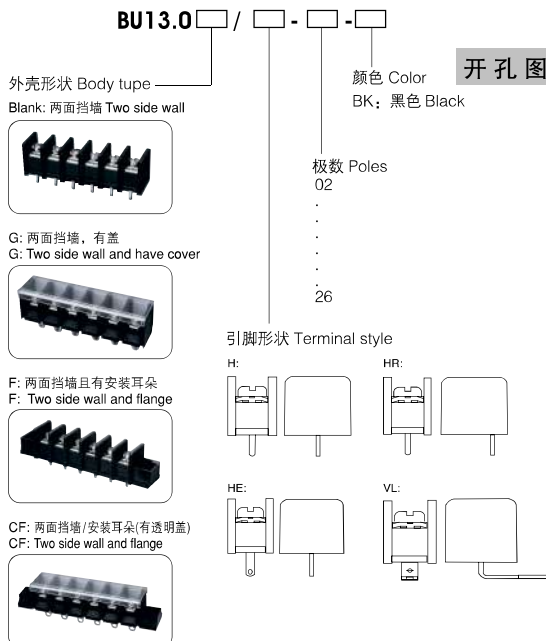
Application

U.S.Type terminal block is widely used in industry and power supply.

Advantage

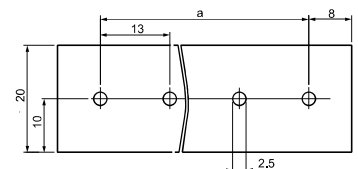
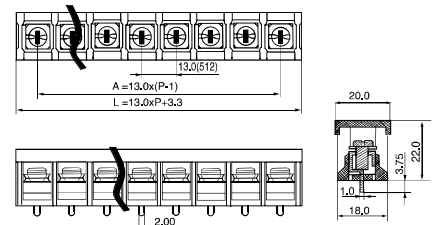
This type of terminal block is appropriate for strand wire and solid wire direct-connected or connected with cable cleat. The contact surface is big enough and keep nice gas tightness connecting insure strong current get through safely. Insulation material have nice fire prevention function and conductor material keep good solderability and conductivity. The integration struture have many positions for choice: 2 to 24 positions.

产品命名 Naming System



型号 Model	BU13C/H
间距 Pitch	13.0mm
认证 Approval	
产品规格 Specification	
绝缘外壳 Housing	PBT UL94 V-0
端子 Terminal	黄铜、镀锡
螺钉 Screw	M4, 铁, 镍镀层
端盖 Cover	有盖(可供选择)
使用温度 Operation Temperature	-40°C~+105°C
额定负载 Rated Current	40A/600V
绝缘阻抗 Insulation Resistance	DC1000V 1000MΩ 以上
PCB 孔径 PCB Hole Dia	ø2.5mm
接线容量 Wire Size	18~10AWG
额定力矩 Screw torque	1.2N.m
产品状态 Product Status	
外形图 Dimension	

开孔图 PCB Layout





BU13C/HR

13.0mm



PBT UL94 V-0

黄铜、镀锡

M4, 铁, 镍镀层

有盖(可供选择)

-40°C~+105°C

40A/600V

DC1000V 1000MΩ 以上

ø2.5mm

18~10AWG

1.2N.m

BU13C/HE

13.0mm



PBT UL94 V-0

黄铜、镀锡

M4, 铁, 镍镀层

有盖(可供选择)

-40°C~+105°C

40A/600V

DC1000V 1000MΩ 以上

ø2.5mm

18~10AWG

1.2N.m

BU13C/ML

13.0mm



PBT UL94 V-0

黄铜、镀锡

M4, 铁, 镍镀层

有盖(可供选择)

-40°C~+105°C

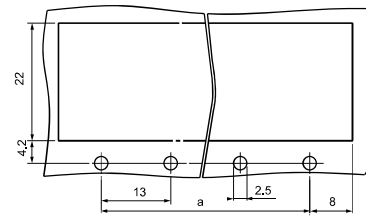
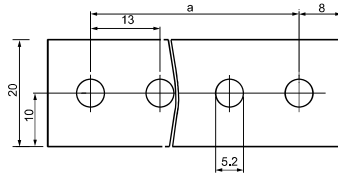
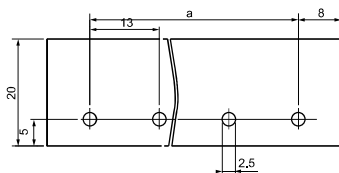
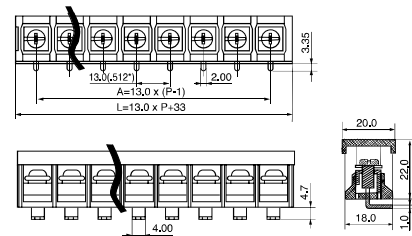
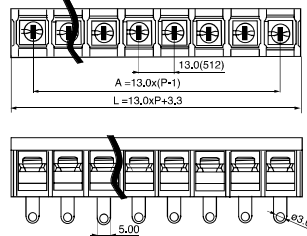
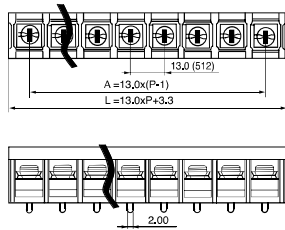
40A/600V

DC1000V 1000MΩ 以上

ø2.5mm

18~10AWG

1.2N.m





BU13CF/VL

13.0mm



PBT UL94 V-0

黄铜、镀锡

M4, 铁, 镍镀层

有盖(可供选择)

-40°C~+105°C

40A/600V

DC1000V 1000MΩ 以上

ø2.5mm

18-10AWG

1.2N.m

BU16/HD

16.0mm



PBT UL94 V-0

黄铜、镀锡

M5, 铁, 镍镀层

无盖

-40°C~+105°C

40A/600V

DC500V 500MΩ 以上

ø2.5mm

24-10AWG

2.0N.m

XH-YB18

3.0mm



PBT UL94 V-0

黄铜、镀金

无盖

-40°C~+105°C

2A/60V

DC500V 500MΩ 以上

ø1.2mm

